


Information on published software updates

At this point we would like to thank all OAX customers, who have contributed directly to the improvement of the OAX system through their comments and suggestions.

Software-Version:	2.91-00	Release-Date:	10. February 2023
-------------------	---------	---------------	-------------------

USER-STS Preset for Styles, MIDI-Sequences and Multimedia-Files

For all self-invited styles, MIDI sequences and audio files you can save four own USER-STS presets each.



The example shows a MIDI sequence for which no STS presets have been saved yet. The area of the STS presets can only be seen dimly.



Example with one User Style and two stored USER STS 1 and 2. The memory locations 3 and 4 are still unassigned.

Own STS preset for factory styles

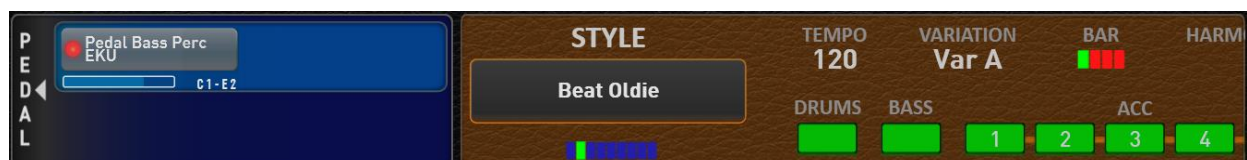
You can also save up to four custom STS presets for the factory styles. The factory STS presets can be retrieved at any time by deleting the custom user STS.



The example shows a factory style where the factory STS presets 2 and 4 are assigned with their own STS presets.

More space in the Accompaniments area

The display for the pedal selectors can be "expanded" and later "collapsed" again via the Pedal display button. This then pushes the area for the accompaniment to the left.

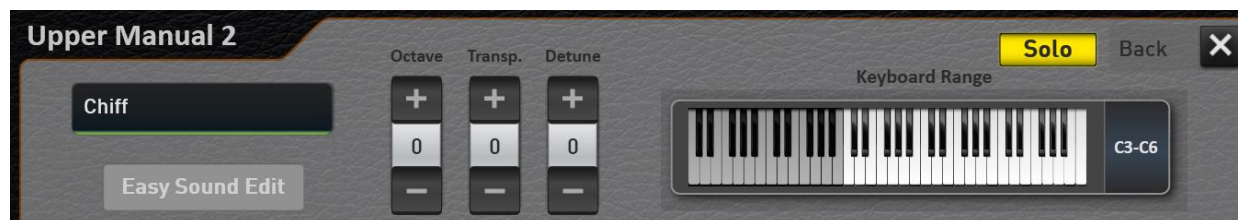


Style Tracks

The style tracks Drums, Bass and ACC1 to 5 can be turned on or off on the main display. These settings are saved with a Total Preset.

SOLO function for selectors

With the new SOLO function, you can filter out a specific sound while setting a total preset and make your settings such as reverb, octave or the sound controllers in peace.



As soon as you are back on the pro display, you will hear all sounds again. The SOLO function is not saved in the Total Preset.

Adjustments to sounds for the accompaniment feature

All sounds programmed specifically for accompaniment and stored with the name suffix ACC have been completely revised.

For example, the guitars have received integrated effects, such as a chorus module. Or an ACC bass is routed through an amplifier for an even rounder and smoother sound.

Look forward to a new, even more realistic sound from the auto accompaniment. Remember that these ACC sounds are not suitable for playing on the manuals.

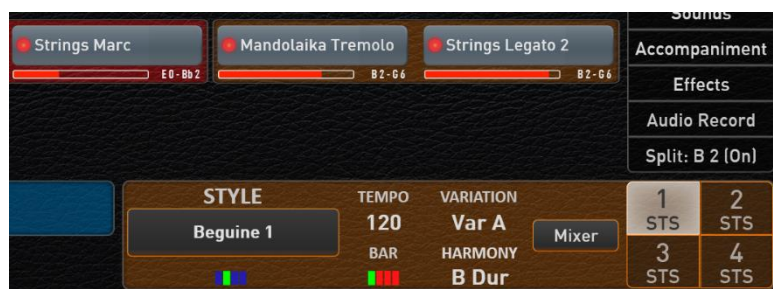
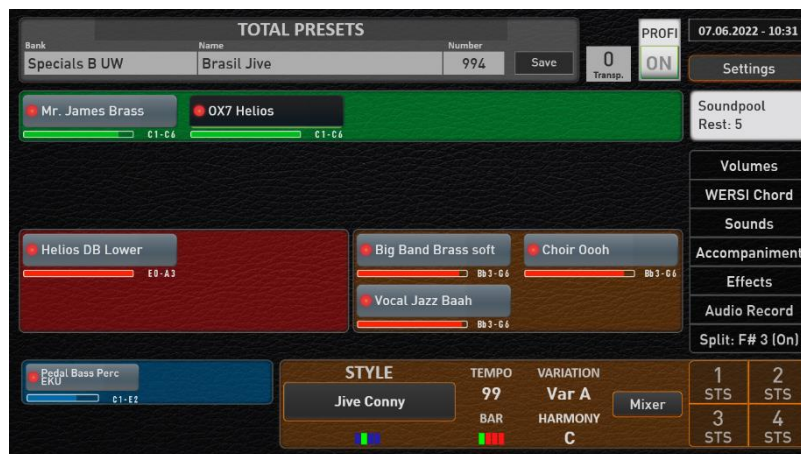
Further

- Fixed a bug when loading samples
- Farfisa vibrato fixed
- Other bug fixes

Software-Version:	2.90-00	Release-Date:	12. August 2022
--------------------------	----------------	----------------------	------------------------

Easy Split Lower Manual

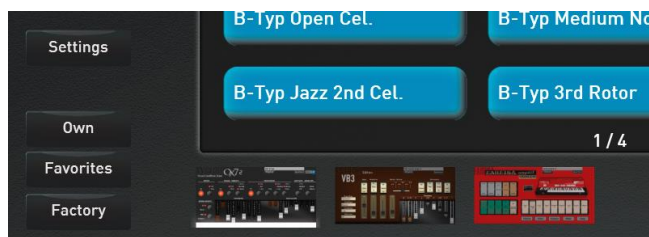
With the new Easy-Split for the lower manual, you can keep track of which sounds you are playing on the right-hand side of the lower manual. The desired split point can be entered very easily by pressing the desired button on the lower manual.



All STS presets of the factory styles have been expanded with a split in the lower manual. You can easily specify whether you want to play the STS presets with or without a split.

New selection of Live Drawbars

Due to the expansion of the live organ FARFISA Compact and in preparation for future expansions in the area of live drawbars, the selection of the live organs has been redesigned.

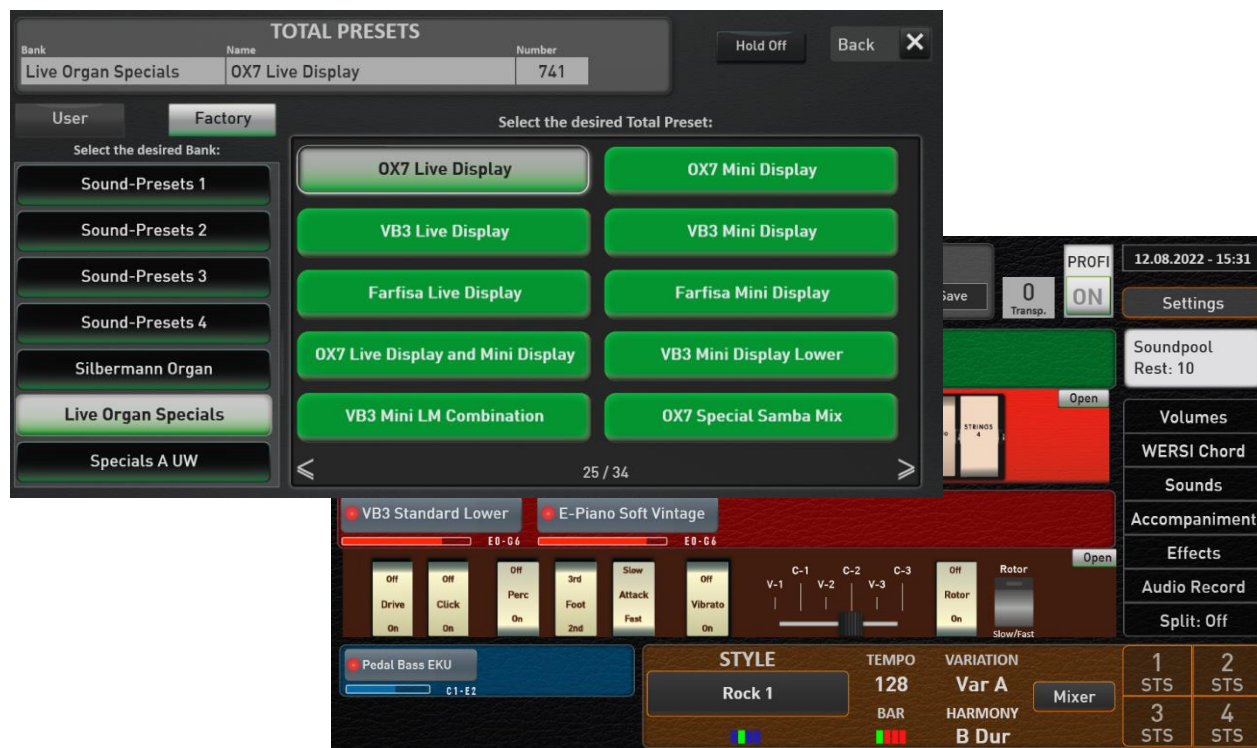


New MINI displays of the live organs in the main display

Each live organ has its own MINI display that you can show on the main display if you wish.



Ten total presets have been saved in the factory to give you a quick overview of the possibilities.



741	Orgel Live Specials	OX7 Live Display	This total preset opens the large display of the OX7.
742	Orgel Live Specials	OX7 Mini Display	Total Preset opens the Mini Display of the OX7.
743	Orgel Live Specials	VB3 Live Display	This total preset opens the large display of the VB3.
744	Orgel Live Specials	VB3 Mini Display	Total Preset opens the Mini Display of the VB3.
745	Orgel Live Specials	Farfisa Live Display	This total preset opens the large display of the Farfisa.
746	Orgel Live Specials	Farfisa Mini Display	Total Preset opens the Mini Display of the Farfisa.
747	Orgel Live Specials	OX7 and VB3 Mini Displays	Upper and lower manual with different mini displays.
748	Orgel Live Specials	OX7 Live and Mini Display	OX7 with Live Display and Mini Display. When selecting the total presets, the live display appears. When closing, you see the OX7 Mini Display on the professional display.

749	Orgel Live Specials	VB3 Mini Display Lower	The Vb3 Mini Display with additional sounds on the lower manual and "normal" sounds on the upper manual.
750	Orgel Live Specials	OX7 Special Samba Mix	OX7 Brass Mix with OX7 Mini Display

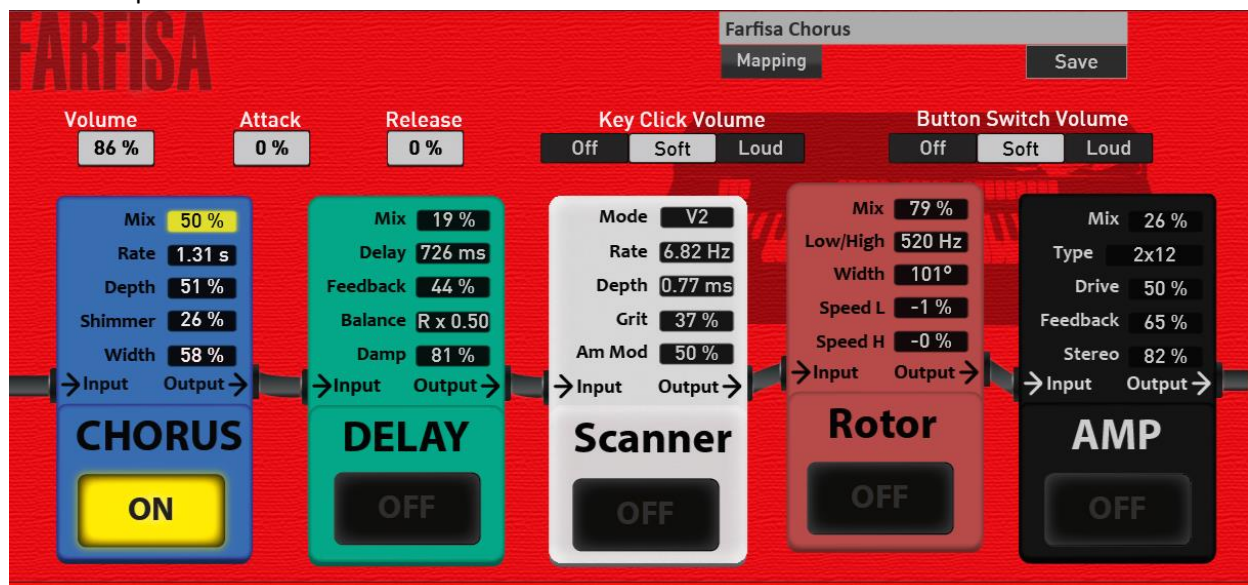
Legendary FARFISA Compact Organ

The first portable organ from Italian manufacturer FARFISA was the Compact series, released in 1964.

The red compact combo organ was the star of the line and was used in many bands.



The built-in effects give the sound the finishing touch. The effects chorus, echo, scanner vibrato, rotor and an amplifier are available.



Customer requests

1. At the request of a customer, there are five new sound effects from the aircraft sector. A new effect sounds preset F014 "Aircraft" was also created for this purpose. Piston engine aircraft on the ground, 3 flybys and one multiple aircraft flyby.
2. When playing the foot pedal, the note played is shown on the display.

**Various bug fixes**

Software-Version:	2.86-01	Release-Date:	08. December 2021
--------------------------	----------------	----------------------	--------------------------

OAX software

When updating to version 2.86-00 it could occasionally happen that the existing total preset banks were not displayed.

Extension package Claudia Hirschfeld

The correct footswitch assignments were missing for the total presets.

Two new reverb programs from Ady Zehnpfennig

After Ady Zehnpfennig contributed the reverb program "Delay Plate" in version 2.86-00, the two other reverb programs "Short Drums Plate AZ" and "Accomp Delay Plate AZ" by Ady Zehnpfennig were integrated into version 2.86-01.

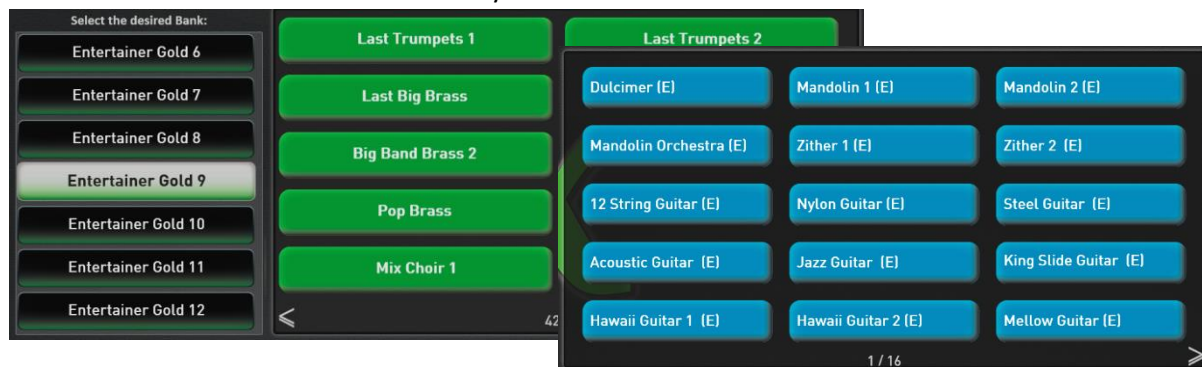
Software-Version:	2.86-00	Release-Date:	16. November 2021
--------------------------	----------------	----------------------	--------------------------

Three new expansion packages

The new version V2.86 offers you three new expansion packages that you can activate via your dealer.

Package 1 -> Entertainer Gold 1 KEY0005514-000 299,00 €

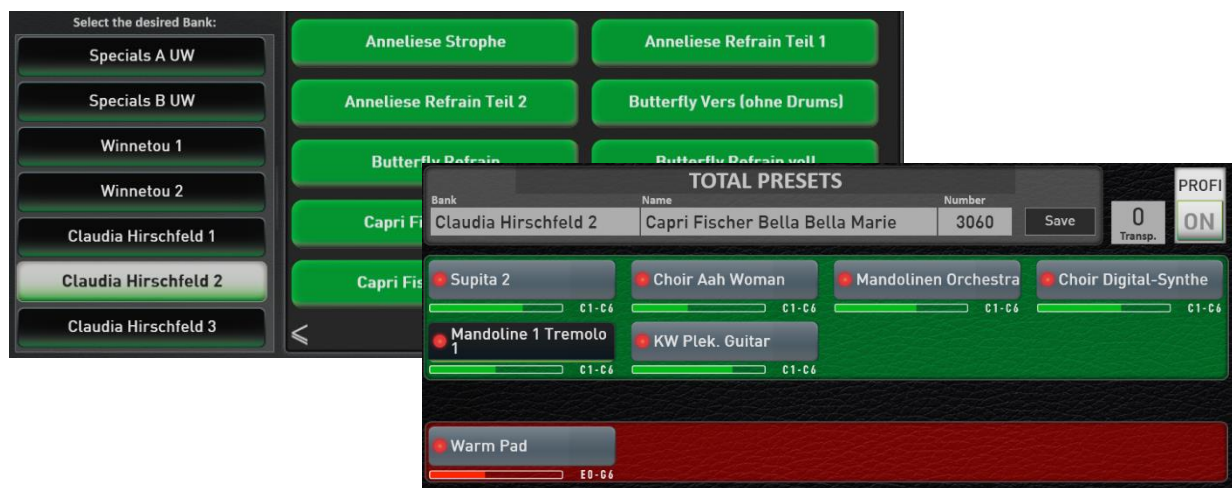
140 Total Presets and 227 Entertainer-style sounds



You can download the operating manual here -> [Operating Manual Entertainer 1](#)

Package 2 -> Claudia Hirschfeld 1 KEY0005514-001 99,00 €

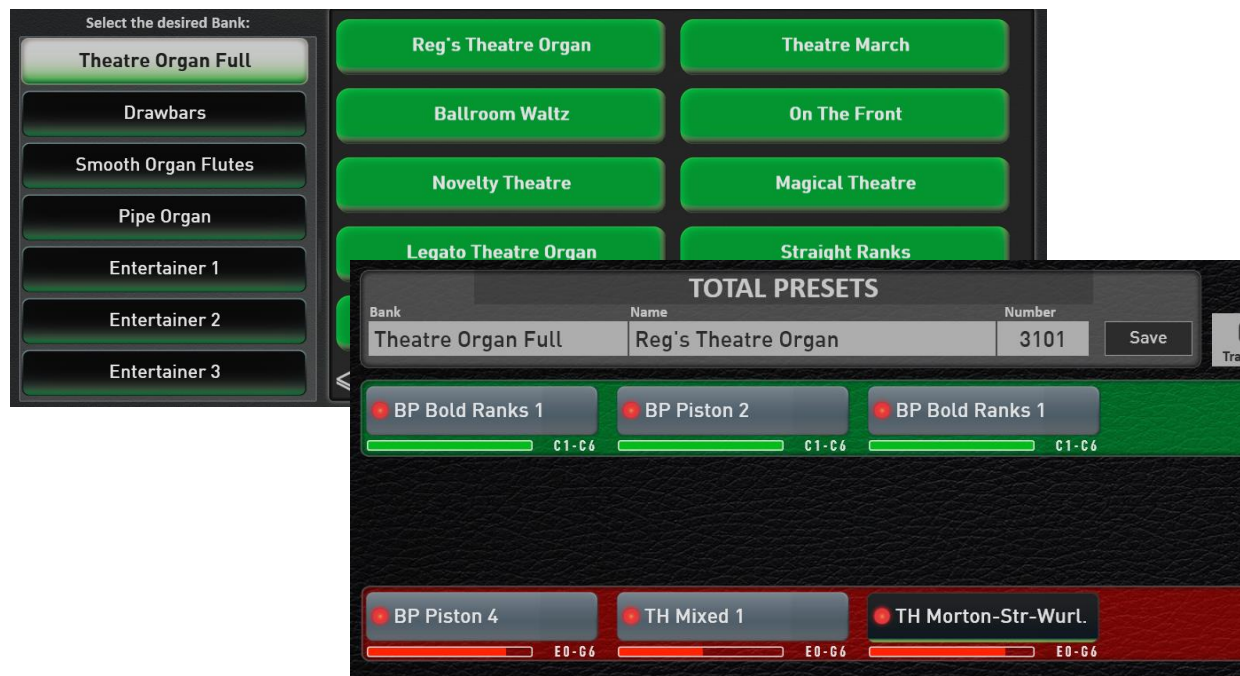
50 Total Presets including detailed instructions.



You can download the operating manual here -> [Operating Manual Claudia Hirschfeld 1](#)

Package 3 -> Allens Music Total Presets

Our UK dealer Allens Music Center offers 50 total presets that are specially programmed for the UK and US markets. If you are interested in these Total Presets, please email music@allensmusiccentre.co.uk




New Reverb Program No. 17 „Delay Plate“

This reverb setting is reminiscent of the organ sound from the 70s and 80s, which we know from many recordings by well-known artists from this time. Due to the large PreDelay, the reverb starts only 170ms after the notes have been played.



Customer requests

1. Three new sounds in the Drums 4/4 area:
 - Snare Roll
 - Snare Roll -> Crash: when you let go of the note, a crash cymbal sounds
 - Kick and Ride: bass drum plus ride or crash cymbal for manual rhythm
2. In the Custom Mappings for Sounds and Accompaniments, additional levels can be created using the **New Level** button. See also the operating manual chapter „**9.1.1 Map a Sound or Accompaniment**“
3. As with the styles, the respective ACC list for MIDI sequences and AUDIO files can be opened directly via the ACC display.



Bug fixes

1. The entries "Glide lower manual" and "Glide upper manual" were missing in the foot switch functions.
2. Style Tico Tico Variation C repaired
3. Style Rock Shuffle fixed
4. Wrong display button functions in the output mixer fixed
5. Problem with Sync. Start via foot switch fixed
6. Triggering fills was not always possible with a few styles
7. The visual display of two buttons in the output mixer was disturbed

Software-Version:	2.85-00	Release-Date:	26. August 2021
--------------------------	----------------	----------------------	------------------------

New mapping functions

New mapping functions have been integrated for the two areas of selecting the sounds and accompaniments. With the new function "Step next" you can jump from one sound to the other by pressing a sound button several times.

MIDI IN Direct

With the new MIDI IN Direct function, you can use MIDI IN 1 to access the upper and lower manual, as well as the pedal and, in the case of a Pergamon, the solo manual. The channels can be set. Program change commands can also be used to select your own total presets via MIDI.

The MIDI IN 2 is used as an input for connected MIDI sequencers.

Extended foot switch functions

Many customers have asked for new foot switch functions

1. Fill In

2. WERSI Chord On/Off
3. Tempo slower
4. Tempo faster
5. Sheetmusic page up
6. Sheetmusic page down
7. Fade In and Out
8. Talk Microphone On/Off
9. Sync. Start
10. Sustain Solo Keyboard (PERGAMAON)
11. Next Selector Upper

Extension of style operation

With the new version, a style can also be started with a fill-in. Simply tap the desired variation twice while the style is not running. The LED in the button flashes. If the style is started via Start/Stop or Sync. Start, plays the fill in first.

With the new Auto Break version you switch between the four variations and it does not play the associated fill, but either Break 1 or Break 2. When changing to a higher variation, Break 2 plays and when changing to a lower variation, Break 1 is played.

Factory drum sets in bank 94 completely revised

The drum sounds and their coordination within the factory drum sets bank 94 have been revised. This gives the factory styles an improved sound. Furthermore, a new drum kit with the "Hit Kit 2" has been integrated.

Factory styles revised

All factory styles have been adapted to the revised drum sets. Furthermore, changes have been made in the area of the chord evaluations.

Five new Styles including four STS-Presets

- „Basic 80 Pop +“ -> Brett Wales
 - Style Number: 21
 - Mapping: Beat/Pop page 2
- „Basic Rockn Roll +“ -> Brett Wales
 - Style Number: 286
 - Mapping: Rock page 3
- „Basic Country 2 Step +“ -> Brett Wales
 - Style Number: 1611
 - Mapping: Country page 1
- „Basic Waltz +“ -> Brett Wales
 - Style Number: 687
 - Mapping: Ballroom page 5
- „Schlager Beat 1 Disco“ second more modern version
 - Style Number: 1009
 - Mapping: Entertainer page 1

Customer requests and bug fixes

The new version V2.85 also deals with the correction of "small" errors. Furthermore, some customer requests could also be integrated.

Customer requests

1. By pressing the display of the current style or MIDI and audio, the ACC list opens immediately.
2. In the Accompaniment Mixer area, the volume of the ACC tracks can be set to 80% (standard) with the display button "Reset volume".
3. Music archive -> the list now also shows whether there are any notes for the title.
4. Total Preset with saved Sync.Start stops a running Style when it is called up.
5. When selecting drawbar presets, there is now the "Choose" button. In this mode, the display does not go directly back to the live organ. So you can choose the drawbar sound you want at your leisure.
6. Silbermann -> the pedal sound have got more attack.

Bug fixes

1. Music Archive -> some existing notes were not linked to the titles
2. Silbermann -> Errors in the operation of the footbeds corrected
3. OAX800 / PERGAMON -> Crash when assigning the drawbars fixed
4. OAX800 / PERGAMON -> Display of the correct drawbar designation introduced
5. When loading styles via a USB stick in the mapping area, the "Mark" function no longer worked.
6. Translations adapted for the four display languages.
7. With the VB3 the different vibrato types were not displayed correctly after changing and saving.
8. Once deleted, user sounds could no longer be overwritten
9. Deletion of entries in the music archive improved
10. Compatibility of Total Presets between the OAX models improved.
11. Other internal bug fixes

Software-Version:	2.80-01	Release-Date:	16. December 2020
--------------------------	----------------	----------------------	--------------------------

Bug fixes Software:

- The function "Assign drawbars" has been improved for the OAX800 and OAX1000 Pergamon models
- The function "Deactivate Sustain Pedal" available on each selector has been reactivated.
- When using the Silbermann organ, incorrect registers were sometimes called up.
- The "Edit Drums" function for MIDI sequences has been reactivated.
- Adjustments to the Slow Fox 1 style
- Repair the function „Set ro Standard “
- When saving OX7 drawbar settings, the 1 3/5 position was not saved with the correct value

Software-Version:	2.80-00	Release-Date:	29. October 2020
--------------------------	----------------	----------------------	-------------------------

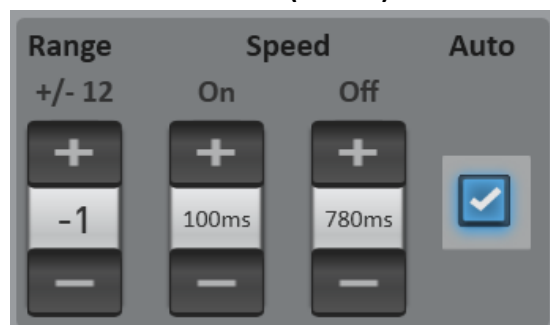
Sound - New OX7

In the last few months we have completely changed the sound of the OX7 drawbars. Look forward to a new, fresh WERSI drawbar sound with the OX7-2.

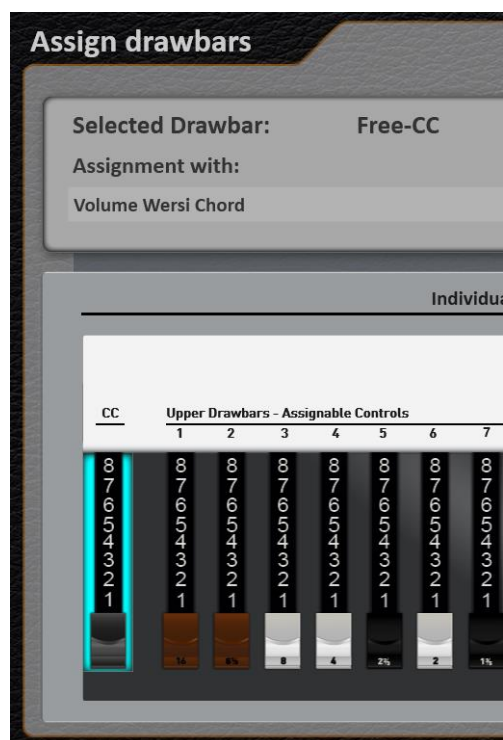
Four rotor types have been added, adjustable volume for the percussion, KeyClick can be freely selected from four variations and you can choose from three variations for attack and release. Another interesting novelty concerns Slow / Fast for vibrato. This function can now also be controlled with the Slow / Fast control panel button.



Function - Glide-Effect (Hawaii)



The three new entries Glide Effect for the upper, lower and solo manual are also found under the foot switch functions. When the corresponding foot switch is pressed (On), the pitch changes up or down depending on the set range. When the footswitch is released (off), playback will revert to normal pitch. With the "Auto" function, the glide effect runs automatically.



Function - Assignment of the CC and drawbar drawbars with other functions

With this extension, new functions can be assigned to the CC controller on the left and to the organ drawbar. Assign functions such as "WERSI Chord Volume" to the Zugrigel CC on the left-hand side or use this drawbar to control the effects for the microphone.

The organ drawbars are labeled with the numbers 1 to 16. Do you need e.g. the drawbars for the lower manual (10 to 16), you can regulate the percussion for the upper manual here.

Or use controls 1 to 16 for the volume of the 16 sequencer tracks when editing a MIDI sequence.

New Styles including four STS-Presets

- „Basic Samba +“ by Brett Wales
 - Style Number: 1414
 - Mapping: Latin page 1
- „Basic 6/8 Ballad +“ by Brett Wales
 - Style Number: 706
 - Mapping: Ballad page 2

New Style Package created by Robert Bartha

A new style package is available with version 2.8. The styles were programmed by Robert Bartha, who brought his experience as a music producer here. The package with 10 new styles is available for € 149.

Styles: Schlagerfarben, Schlagerdiamant, Raggaeton, Shakafunk, Good Feeling Blues, Swing Era, Vintage Bossa, Shallow Ballad, Crazy Little Jive, Simply Rock

Item Number: KEY0004599-001

Price: € 149,-

Software-Version:	2.70-01	Release-Date:	20. July 2020
-------------------	---------	---------------	---------------

Software

- Silbermann Organ -> Various bugs fixed
- Yamaha style conversion -> loading of *.sty files fixed, deletion of the original file prevented
- Custom sounds were not displayed correctly on the control panel button
- Headphone -> With some instruments, the speakers were not switched off when using the headphone.
- Effects -> Church Reverb 1 was no longer displayed and the assignment of the effect parameters was renewed
- Various bugs fixed

Sounds

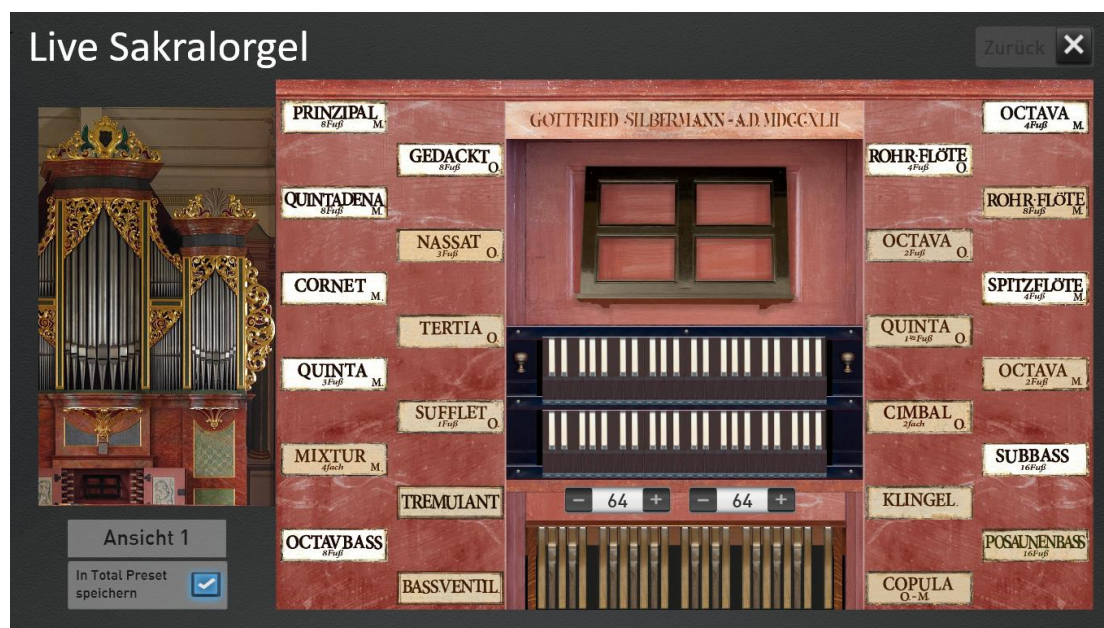
Sound "Natural Guitar 1" repaired.

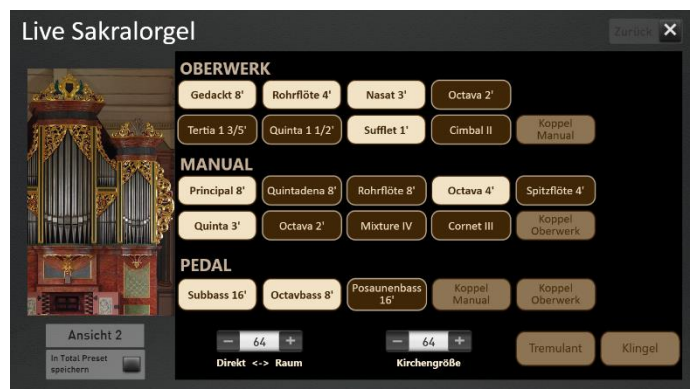
Styles

"Basic Bossa +" expanded with STS 1 and 2

Software-Version:	2.70-00	Release-Date:	29. June 2020
-------------------	---------	---------------	---------------

Silbermann Church Organ





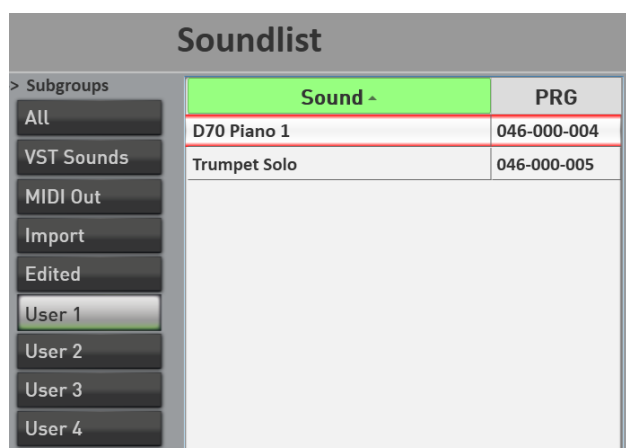
Since 1742 it has been playing in the Zöblitzer Stadtkirche: The organ of the great Freiberg master Gottfried Silbermann (1683 -1753). From version V2.7, this unique historical church organ can also be played on the OAX instruments.

The Silbermann organ can be played as a normal church organ, in which the two manuals and the pedal are automatically registered. There are two views available. See the two screenshots above. The church organ can also be placed individually on the manual and operated from there. See screenshot on the right.



Step through mapping

By pressing a sound or Accompaniment button several times, all levels can now be called up one after the other.

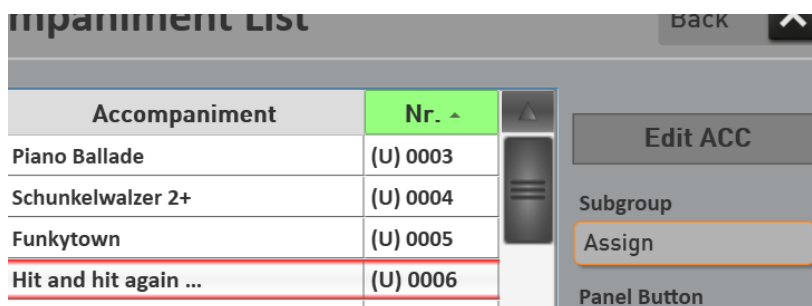


Four new levels for organizing your own sounds

In order to be able to better sort your own sounds and/or edited factory sounds, there are four further subgroups USER 1 to 4.

Start of the editors

The editors for styles and sequences can be started directly in the ACC list. Also in the sound list for your own sounds.



Accompaniment	Nr. ^
Piano Ballade	(U) 0003
Schunkelwalzer 2+	(U) 0004
Funkytown	(U) 0005
Hit and hit again ...	(U) 0006

Data List



In the new PDF document "Data List" you will find lists and descriptions of all factory data.

Sounds - Styles - Total Presets - Songs in the music archive - Factory music sheets - WERSI Chord types - Harmony types for the automatic accompaniment - Effects for the audio inputs - List of drum sets with assignment

Additional:

- Various bug fixes
- New sound "Popcorn"
 - o Sound number: 83-000-101
 - o Mapping: Synthe Analog page 7
- Renewed Sounds:
 - o Viola
 - o Cello 3
 - o EP Wurlitzer
 - o EP Wurlitzer Weich
 - o EP Vintage Road & Wurli
 - o EP Wurlitzer Amped
 - o EP Synth Wurli
- Sound „Violins Solo long“ replaced a sample.
- Style „Jive Conny“ revised
- New Styles including four STS-Presets
 - o „Basic Cha Cha +“ by Brett Wales
 - Style Number: 896
 - Mapping: Ballroom page 2
 - o „Basic Quickstep +“ by Brett Wales
 - Style Number: 926
 - Mapping: Ballroom page 3
 - o „Basic BB Foxtrott +“ by Brett Wales
 - Style Number: 955
 - Mapping: Ballroom page 4
 - o „Basic Modern Ballad +“ by Brett Wales
 - Style Number: 643
 - Mapping: Ballad page 1
 - o „Basic Bossa +“ by Brett Wales
 - Style Number: 1439
 - Mapping: Latin page 2
 - o „Basic Disco +“ by Brett Wales
 - Style Number: 407
 - Mapping: Dance page 2
- Lists of sounds, accompaniments and music sheets are always displayed alphabetically immediately.
- If the instrument is switched on, the instrument type is displayed when the software is started.
- Extensions in the display translations for the other languages.

Software-Version:	2.60-01	Release-Date:	12. Dezember 2019
--------------------------	----------------	----------------------	--------------------------

Total Presets and Banks

Until now, it was possible that the bank buttons <and> inadvertently slipped beyond the boundaries between factory total presets and your own total presets. The bank buttons now only work in the respective areas.

***Example:** If you use five banks of your own, you will only be able to move around with the banking buttons in the OWN area. Deeper than Bank 1 is not possible and higher than Bank 5 is not synonymous.*

Sounds

The sound Brighter SaxSection 2 repaired

PERGAMON

The selectors for upper and solo were not always displayed correctly on the main display.

Misconduct MIDI Out Sounds

Using MIDI Out sounds in conjunction with a selected MIDI sequence could cause problems.

New Audio-Driver

If you experience problems with your instrument, you can update the AUDIO driver. Audio driver 2.9.95.2 is located at c:\InstallWersi\Audiedriver.

Please carry out the update only on instructions and support by your WERSI dealer or the WERSI head office.

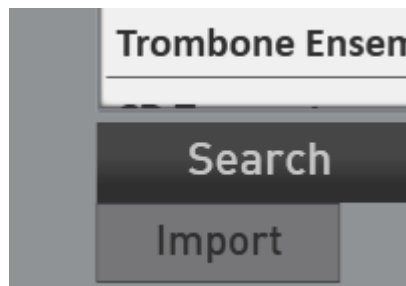
Additional:

- Optimized swiping under settings
- Optimization of the conversion of WERSI old styles
- Internal processes in the database area stabilized

Software-Version:	2.60-00	Release-Date:	18. November 2019
-------------------	---------	---------------	-------------------

Import AKAI and OAS sounds

For the formats OAS (*.sts) and AKAI (*.P) a sound import has been integrated. Thus, the AKAI sounds and the sounds released for the OAS system can be imported into the OAX system.



New EASY Edit for sounds

The new sound imported via the Sound Import can be edited in the new EASY SoundEdit. The values Volume, Octave, Pan, Hall 1, Reverb 2, Echo, Attack and Release and the values of the six variable sound controllers are available.

Of course, you can also customize the factory sounds to your liking and save them in the user area.



Search function for styles and sounds

With the music archive it was possible to search titles by name, first letter or filter. Now these functions are also available for timbres and styles, as well as MIDI and audio files.

Trombone 1	009-000-071
Trombone 1 Soft	009-000-072
Trombone 1 Bright	009-000-073
Trombone Ensemble 1	009-000-074

Search

Fast Search

Filter

Import older styles

With this version also "very old" styles from the time PEGASUS and Phon X can be imported.

Own drawbar presets

Self-saved drawbar presets on the OX7 and VB3 will no longer appear under Custom Tones, but on the live drawbars under the new groups **Own VB3** and **Own OX7**.

Microphone send effects

Microphone send effects 1 and 2 can both be controlled together with the CC control.

Bugfix

- Style Foxtrot 1 Intro 1 fixed
- Save own VB3 sounds in Total Preset improved
- Attack and Release under Manual Controller work again
- For the style "Organ March" the harmonies are reassigned
- Optical adjustments on different surfaces

Software-Version:	2.50-01	Release-Date:	19. July 2019
--------------------------	----------------	----------------------	----------------------

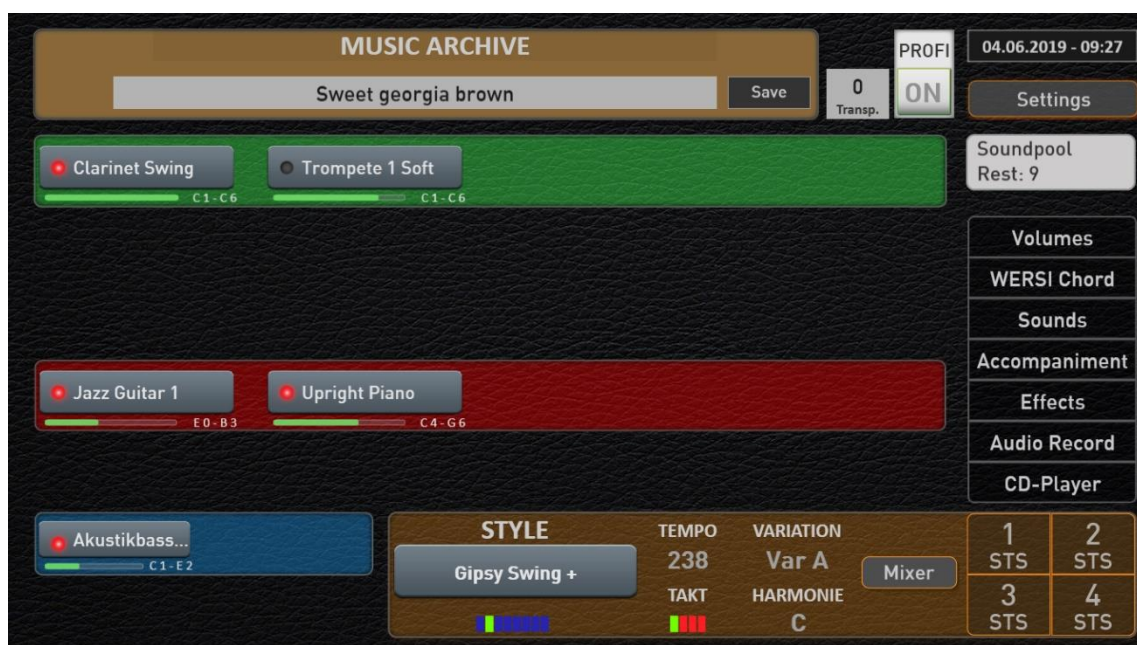
- Style Party Pop Ending 3 repaired
- When saving Total Presets, the "Overwrite" button on the display was not in the right place.
- Changes for the VST program Hauptwerk
- Translations for the different languages integrated

Software-Version:	2.50-00	Release-Date:	15. July 2019
--------------------------	----------------	----------------------	----------------------

WERSI Music Archive for OAX

The music archive is a list of music titles for which a unique Total Preset has been created. This preset will register a suggested sound, style and tempo for each one of 600 world and 300 german titles.

In the OWN section you can even add your own favourite tracks to the music archive. In the FAV1 and FAV2 columns, you can mark your favourites in two lists for quick access.



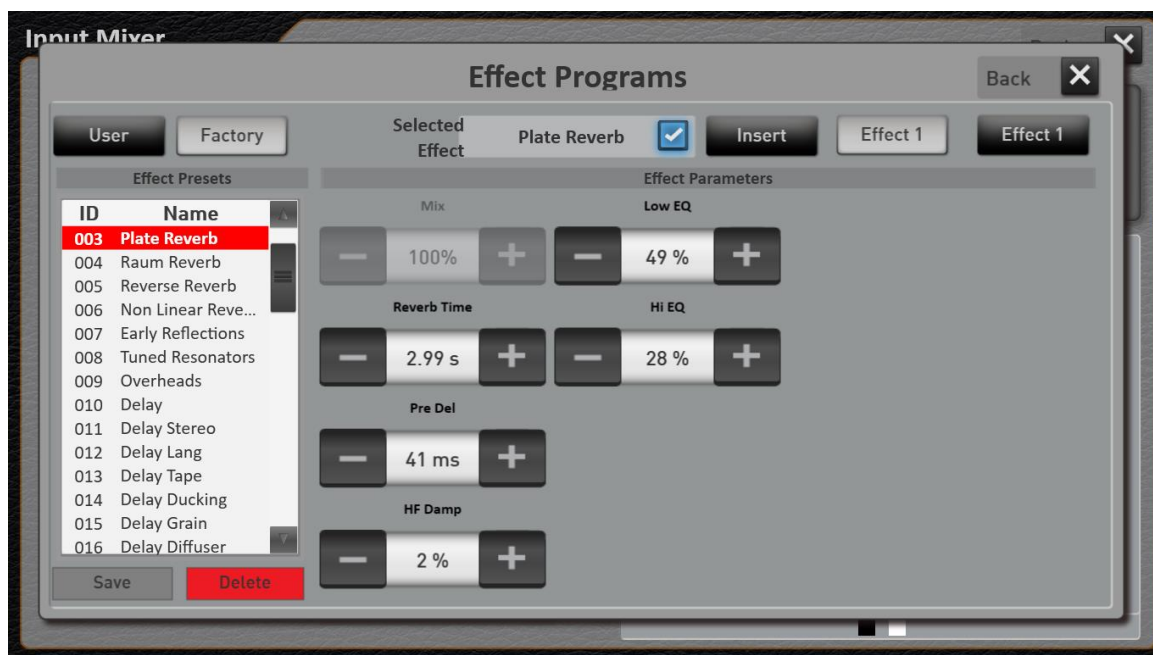


Microphone and Inputs receive Audio and Wave Effects

The microphone input and the two other inputs AUDIO IN and WAVE receive INSERT and SEND effects. The microphone input receives two send and one insert effects. The Audio and Wave inputs each have one Send and one Insert effect.

There are 52 different effects available. These are reverb and echo effects, phaser, compressor, limiter, detune, equalizer, distortion and many more.





New Timbres

In the new version 2.5 more than 1100 new drum tones have been integrated which are spread over 25 new drum sets. These new drum tones are used for the compatibility of the converted styles. Furthermore, there are some more tones that have been developed especially for the automatic accompaniment.*

**) The timbres mentioned in the point "New timbres" cannot be played on the manuals.*

Edit Drums for Sequences and Styles

With the OAX 2.5 you have the possibility to change the volume (velocity) of the individual drum sounds in a style or a sequence. This allows you to make a snare a bit quieter and the bass drum a bit louder.

The drum sets contain several versions of some drum sounds. For example, the bass drum or snare or percussion timbres. Here you can change the instruments to hear a different snare or bass drum.



Conversion of styles from other manufacturers

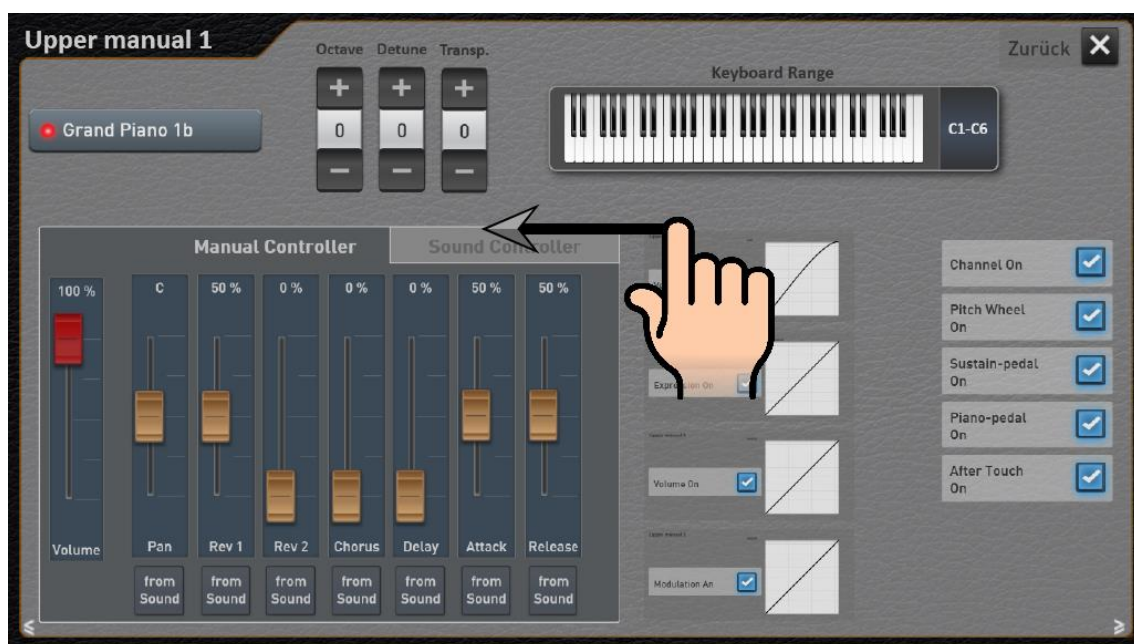
With the OAX 2.5 you can purchase two modules by activation, with which you can convert styles of other manufacturers and then use them in the OAX system. The modules YAMAHA and ROLAND are available. Further modules are planned.

KEY0005077-000	Yamaha Styles (Tyros & Genos)	€ 149,-
KEY0005077-001	Roland Styles	€ 99,-

Important note: There are no styles of the specified manufacturer included. With this extension pack existing styles of the manufacturer can be converted into the OAX format.

Selector Controls

For each timbre on the manuals, you can use the selector controls to make adjustments such as reverb, echo or the dynamic curve. Previously, you had to leave this interface if you wanted to adjust the Selector Controls to a different timbre. With version 2.5, you can switch to the next Selector Controls simply by swiping.



New operation of the lists in the areas of Sounds, Accompaniments and Total Presets

These lists can now be switched in the line between the alphabetical and numerical order.

Example Accompaniment:

Accompaniment	Nr. ^
Schlager Beat 1	1001
Schlager Beat 2 +	1002
Popschlager +	1003
Schlagernacht +	1004
Schlager Pop 2014	1005
Petry Party +	1006
Schlager Polka +	1007
Schlagerqueen +	1008
Party Modern Mix	1051
Party Polka	1052
Party Pop	1053
Party Schlager Beat	1054
Party Time +	1055

Accompaniment ^	Nr.
Petry Party +	1006
Polonaise	1058
Popschlager +	1003
Samba Latino	1170
Schlager Ballad	1148
Schlager Beat 1	1001
Schlager Beat 2 +	1002
Schlager Dance	1146
Schlager Disco	1167
Schlager Espania	1147
Schlager Polka +	1007
Schlager Pop 2014	1005
Schlager Rumba	1149

Example Sounds:

Klangname	PRG ^
Overdriven Guitar	090-000-120
E-Gitarre Verzerrer	090-000-121
CD-Jazz Gitarre 2	091-000-003
Comet Gitarre	091-000-023
Jazzgitarre Split	093-000-037
Jazz Git. ->Bläser	093-000-039
Jazz Gitarre Django	093-000-090
E-Gitarre Ricky	093-000-093
E-Git. Strato ohne Vib.	093-000-097
Pedal Steel Gitarre	093-000-100
Pedal Steel Slide Gitarre	093-000-101
E-Gitarre Solid	093-000-107
E-Gitarre Telecaster	093-000-108
E-Gitarre WahWah	093-000-109
Dist. Gitarre JL	103-000-013

Klangname ^	PRG
E-Gitarre Solid	093-000-107
E-Gitarre Stratocaster	090-000-078
E-Gitarre Strumming	005-000-000
E-Gitarre Telecaster	093-000-108
E-Gitarre WahWah	093-000-109
Fender Strat 1	007-000-046
Fender Strat 2	007-000-047
Fender Strat Chorus	007-000-048
GG-MutedGitarre	007-000-041
GM027 Jazz Guitar	089-000-026
GM028 Electric Guitar	089-000-027
GM029 Muted Guitar	089-000-028
GM030 Overdr. Guitar	089-000-029
GM031 Distor. Guitar	089-000-030
GM032 Harm. Guitar	089-000-031

General

- The preset live settings are now selected by holding the headline TOTAL PRESETS instead of simply tapping. Tapping now takes you to the music archive.
- Revision of some factory styles that, under certain conditions, could cause the system to crash.
- Cleaning up further mistakes

Software-Version:	2.00-00	Release-Date:	Juli 2018
--------------------------	----------------	----------------------	------------------

166 New Timbres

In the last few months 166 new timbres have been created, most of them working with new samples. Many old timbres from the OAS era were replaced with new recordings.

Note: These massive changes will also make your Total Presets sound different. If you notice any inconsistencies, simply send an e-mail to OAX@wersi.net and we will follow up on your comments.

Nr.	LSB	PRG	Name	Typ
1	90	23	Accordion-Musette 1	Accordion
2	90	64	Accordion -Musette 2	Accordion
3	82	59	Accordion -Musette 3	Accordion
4	82	60	Accordion -Musette 4	Accordion
5	90	24	Bandoneon 1	Accordion
6	90	60	Bandoneon 2	Accordion
7	90	61	Bandoneon 3	Accordion
8	90	21	Diatonisch 1	Accordion
9	90	62	Diatonisch 2	Accordion
10	90	26	Mouthorgan	Accordion
11	89	33	GM034 Finger Bass	Bass
12	89	34	GM035 Picked Bass	Bass
13	89	35	GM036 Fretles Bass	Bass
14	89	36	GM037 Slap Bass 1	Bass
15	89	37	GM038 Slap Bass 2	Bass
16	89	38	GM039 Synthe Bass 1	Bass
17	89	39	GM040 Synthe Bass 2	Bass
18	91	92	Contrabass	Bass
19	84	35	Slap Bass	Bass
20	84	36	Synthe Bass	Bass
21	93	2	Synthebass Ped	Bass
22	91	28	Bariton Sax 1	Brass
23	90	107	Brass Big Band 3	Brass
24	90	108	Brass Big Band Warm	Brass
25	90	14	Brass Section 1	Brass
26	84	75	Brass Section 2	Brass
27	82	77	Brass Section 3	Brass
28	91	114	Brass Orchestra 1	Brass
29	90	103	Brass Sforzando	Brass
30	93	55	BrassBass	Brass
31	7	113	Bag Pipe	Brass
32	91	66	Bag Pipe Band Tuned	Brass
33	7	115	Bag Pipe Double	Brass
34	7	114	Bag Pipe Grace	Brass
35	8	64	English Horn 2	Brass
36	91	29	Bassoon 1	Brass

37	90	104	Glenn Miller Sound	Brass
38	90	97	Horn Ensemble	Brass
39	90	98	Horn Section Swell	Brass
40	90	99	Horn Section Warm	Brass
41	90	100	Horn Solo	Brass
42	90	20	Oboe	Brass
43	93	64	Pedalbass+Tuba	Brass
44	91	30	Piccolo Flöte 1	Brass
45	82	37	Posaune 3 Bass	Brass
46	93	80	Flute Transverse 1	Brass
47	91	31	Recorder	Brass
48	93	32	Sax -> Brass 16	Brass
49	93	33	Sax -> Brass 8	Brass
50	91	33	Shakuhachi 1	Brass
51	91	68	Shanai	Brass
52	91	27	Tuba 1	Brass
53	82	40	Tuba 2	Brass
54	84	79	Tuba Acc	Brass
55	93	59	Alt Sax 3 MF	Brass
56	90	81	12 String	Guitar
57	91	84	12 String Steel	Guitar
58	8	57	Balalaika	Guitar
59	8	58	Balalaika Tremolo	Guitar
60	91	62	Banjo 1	Guitar
61	84	27	Banjo 2	Guitar
62	93	107	E-Gitarre Solid	Guitar
63	90	78	E-Gitarre Stratocaster	Guitar
64	93	108	E-Gitarre Telecaster	Guitar
65	93	109	E-Gitarre WahWah	Guitar
66	82	14	Strat Clean	Guitar
67	82	16	Strat Chorus	Guitar
68	82	17	Strat Wah	Guitar
69	82	18	Strat Tremolo	Guitar
70	82	19	Strat Harmonics	Guitar
71	90	44	Dulcimer	Guitar
72	90	124	Harp	Guitar
73	8	59	Mandolaika	Guitar
74	90	82	Mandoline 1	Guitar
75	8	55	Mandoline 2	Guitar
76	8	54	Mandoline 2 Solo	Guitar
77	8	56	Mandoline 2 Tremolo	Guitar
78	90	83	Mandolinen-Orchestra	Guitar
79	90	4	Natural Guitar 1	Guitar
80	90	79	Natural Guitar 2	Guitar
81	91	63	Shamisen	Guitar

82	91	61	Sitar	Guitar
83	93	106	Spain Guitar	Guitar
84	91	83	Steel Guitar 1	Guitar
85	93	105	Steel Guitar 2	Guitar
86	8	60	Ukelele	Guitar
87	90	80	Western- Guitar 1	Guitar
88	90	25	Zither 1	Guitar
89	90	84	Zither 2	Guitar
90	90	117	Reed Organ	Organ
91	90	10	Celesta	Percussion
92	90	9	Bells	Percussion
93	91	65	Kalimba	Percussion
94	91	82	Karibik	Percussion
95	91	64	Koto	Percussion
96	90	115	Marimba 2	Percussion
97	90	114	Musicbox	Percussion
98	91	70	Steeldrum 1	Percussion
99	7	50	Stereo Xylophon	Percussion
100	91	69	Tinkle Bell	Percussion
101	90	116	Tubular Bells 1 Wood	Percussion
102	81	58	Tubular Bells 2 Double	Percussion
103	81	59	Tubular Bells Metall	Percussion
104	90	1	Vibraphon 1	Percussion
105	90	65	Vibraphon 2	Percussion
106	93	56	Vibraphon Tremolo	Percussion
107	7	52	Xylophon	Percussion
108	90	56	Xylophon Holz	Percussion
109	91	115	2 Violins	Strings
110	91	67	Fiddle	Strings
111	91	113	Orchestra Barock	Strings
112	82	86	Pop Strings	Strings
113	82	87	Pop Strings + Pad	Strings
114	82	88	Strings 2 Sustain	Strings
115	82	89	Strings Sustain Oktave	Strings
116	82	90	Strings Sustain + Synvoc	Strings
117	91	106	Strings + Harp	Strings
118	91	111	Strings + Horns	Strings
119	90	122	Viola / Bratsche	Strings
120	90	8	Violine 1	Strings
121	90	101	Violine 2	Strings
122	91	116	Violine Solo	Strings
123	93	118	Strings Organ 2	Strings
124	9	125	Amazing Solo 1	Synthe
125	9	126	Amazing Solo 2	Synthe
126	91	36	Ocarina	Synthe
127	91	26	Orchesterhit	Synthe

128	91	86	Paradise	Synthe
129	90	27	Rolandy	Synthe
130	9	122	Schlager Pad 1	Synthe
131	9	123	Schlager Pad 2	Synthe
132	9	124	Schlager Pad 3	Synthe
133	91	24	Synthe Strings 1	Synthe
134	91	25	Synthe Strings 2	Synthe
135	91	85	Vollenweider	Synthe
136	91	46	Warm Pad	Synthe
137	81	46	Cembalo + Oktave	Piano
138	90	112	Cembalo 1	Piano
139	81	45	Cembalo Italy	Piano
140	90	113	Clavinet 1	Piano
141	91	97	Clavinet 1 Stereo	Piano
142	93	33	Diatonisch Chorus	Piano
143	93	29	Diatonisch Mixed	Piano
144	93	31	Diatonisch+Bandoneon	Piano
145	90	111	Elektrik Grand 1	Piano
146	91	72	Elektrik Grand 2	Piano
147	91	95	EP Fantasy E-Piano	Piano
148	91	98	EP Smooth E-Piano	Piano
149	91	99	E-Piano 2	Piano
150	91	100	E-Piano Bells	Piano
151	91	93	E-Piano Mark I	Piano
152	91	94	E-Piano Mark II	Piano
153	90	3	E-Piano 1	Piano
154	90	2	E-Piano MK1	Piano
155	91	101	E-Piano Pad	Piano
156	90	0	Grand Piano 2	Piano
157	91	71	Grand Piano 2 + Oktave	Piano
158	93	89	Grand Piano 2 Klassik	Piano
159	90	109	Grand Piano Hell 2	Piano
160	90	110	Honky Tonk 2	Piano
161	81	7	Piano Upright	Piano
162	91	73	Piano + Chor	Piano
163	91	91	Piano + Streicher	Piano
164	9	59	Chor Aah 2	Vocal
165	9	58	Chor Synthe 2	Vocal
166	9	57	Oooh Vocals	Vocal

New Sound Controllers

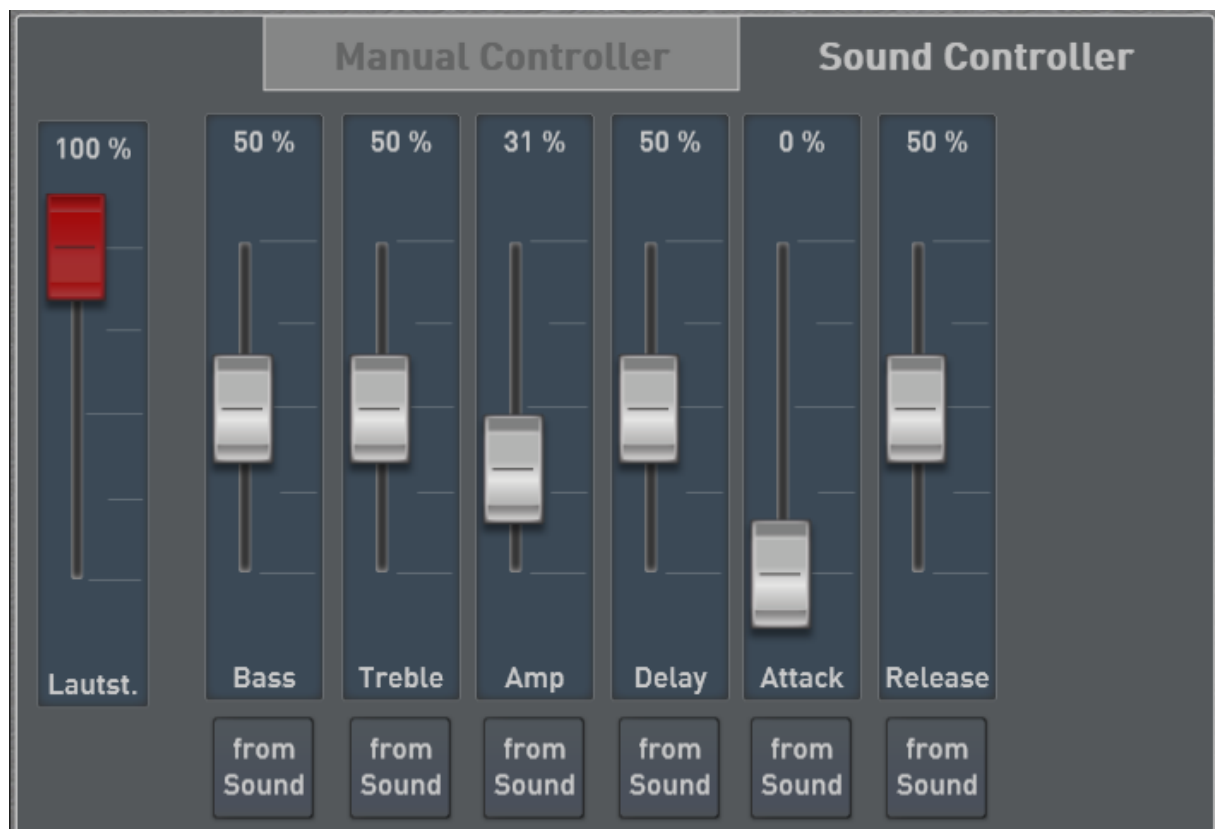
More than 1,100 timbres (not only the new timbres) were equipped with a new configuration of the sound controllers. The sound controllers are located on each selector next to the manual controls.

On the first two values there is always an equalizer with "Bass" and "Treble". This allows you to control each individual sound in the frequency spectrum and save this setting in your Total Preset.

The values 3 and 4 are individually assigned interesting sound effects or functions depending on the sound. For example, you can add a second, suitably prepared timbre to the sound of many timbres. Or begin a sonic journey through time from 1920 to the present day with the jazz piano.

The values 5 and 6 are attack and release, so that you can quickly access the envelope for your Total Preset.

Note: You can "experiment" to your heart's content in the settings. With the "from sound" setting, everything is set back to the factory settings.



Example Sound Controller Sound "Electric Guitar Telecaster"

Important note: If you have already modified the Sound Controllers in your Total Presets, you may have to adjust the presets you have already saved. This applies **ONLY** to the **SOUND CONTROLLER** and not to the **MANUAL CONTROLLER**.

Overhaul of the GM Bank


In connection with the new timbres, the GM Bank with its 128 timbres was also reworked.

New extension package WINNETOU-MELODIEN

One software for all WERSI OAX instruments. It contains 4 melodies by Martin Böttcher from well-known Karl May films.

The scope of delivery includes four MP3 files in 3 versions (demo, play without left hand, play without left hand and pedal bass).

Also included are 16 total presets with the appropriate sound registrations, as well as the notation that is directly linked to the presets. So you can start right away!

**WINNETOU-MELODIE**

Aus dem Karl May-Film "Winnetou II"

**Contents:****Winnetou melody**

from the film "Winnetou II".

Old Shatterhand melody

from the film "The Silver Lake Treasure".

Schut-Melody from the film "Der Schut".

Old Surehand melody from the film "Old Surehand".

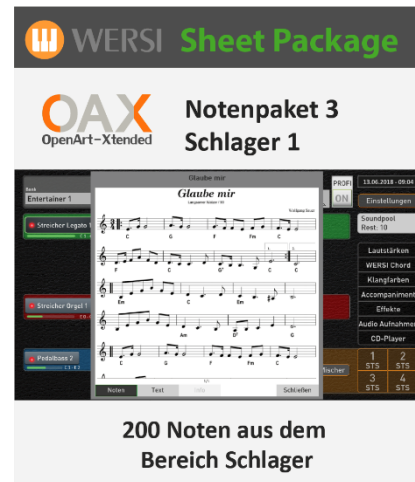
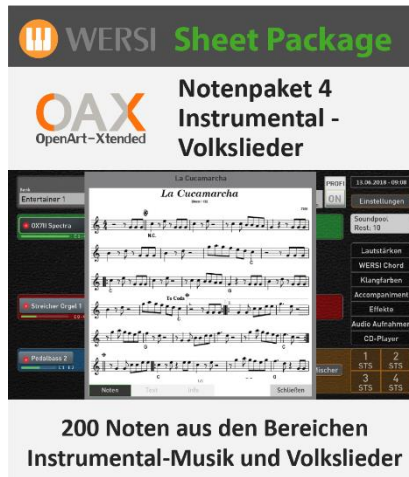
16x Total Presets

12x MP-3 files

4x Sheet Music

Two new sheet music packages -> Sheet music package 3 Schlager 1 -> Sheet music package 4 Instrumental Folksongs

In each of the packages you will find 200 pieces of sheet music from the sections Schlager (sheet music package 3), instrumental titles and German folk songs (sheet music package 4).

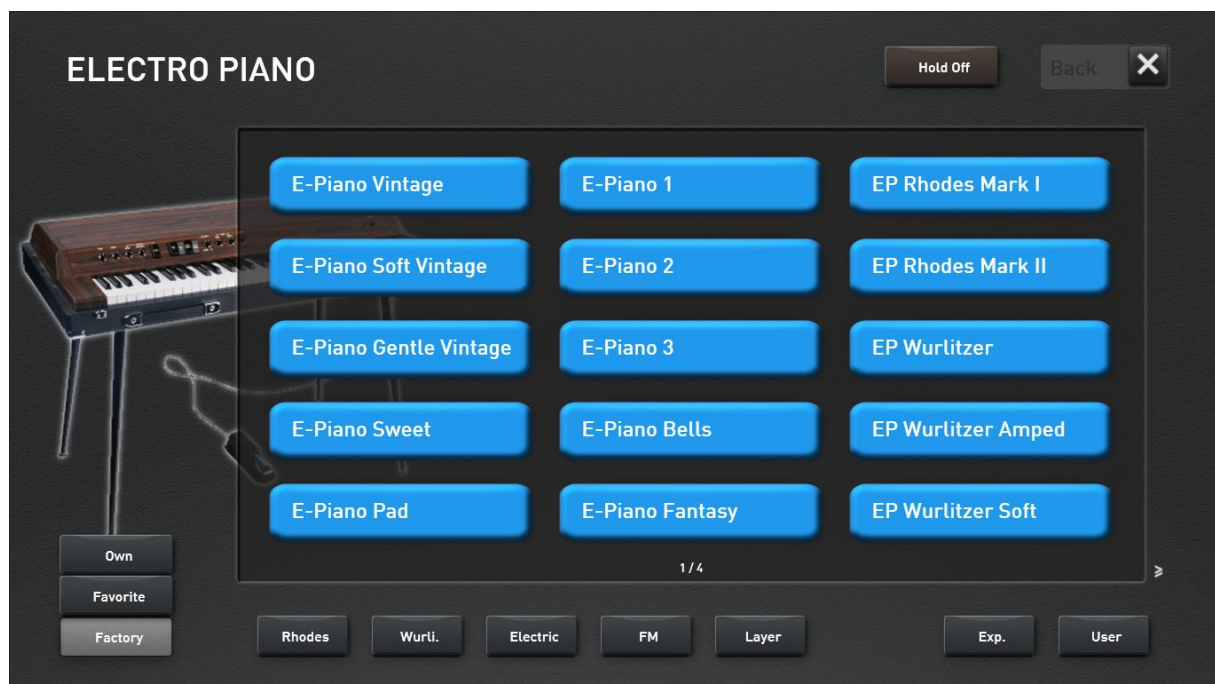


A list of the titles can be found in the corresponding operating instructions, which you can download from our homepage.

www.wersi.net/service.html

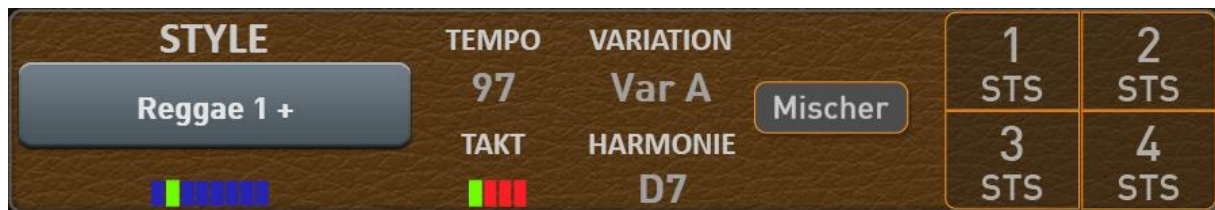
New Timbre Mapping

Due to the new timbres, the mapping on many timbre buttons was reconfigured. Of course, this has no influence on your existing Total Presets.



Extension of the STS Presets

The missing STS presets for the factory styles have been added. Now all factory styles have four STS presets.



Adjustable effects for VB3 and OX7

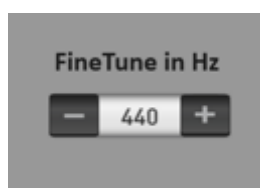
The two variable drawbar systems OAX7 and VB3 were not yet coupled to the four general effects. With the V 2.00 you can set Hall1, Hall2, Chorus and Echo for each selected organ and save them into the Total Presets.



Master Tune - Overall Tuning

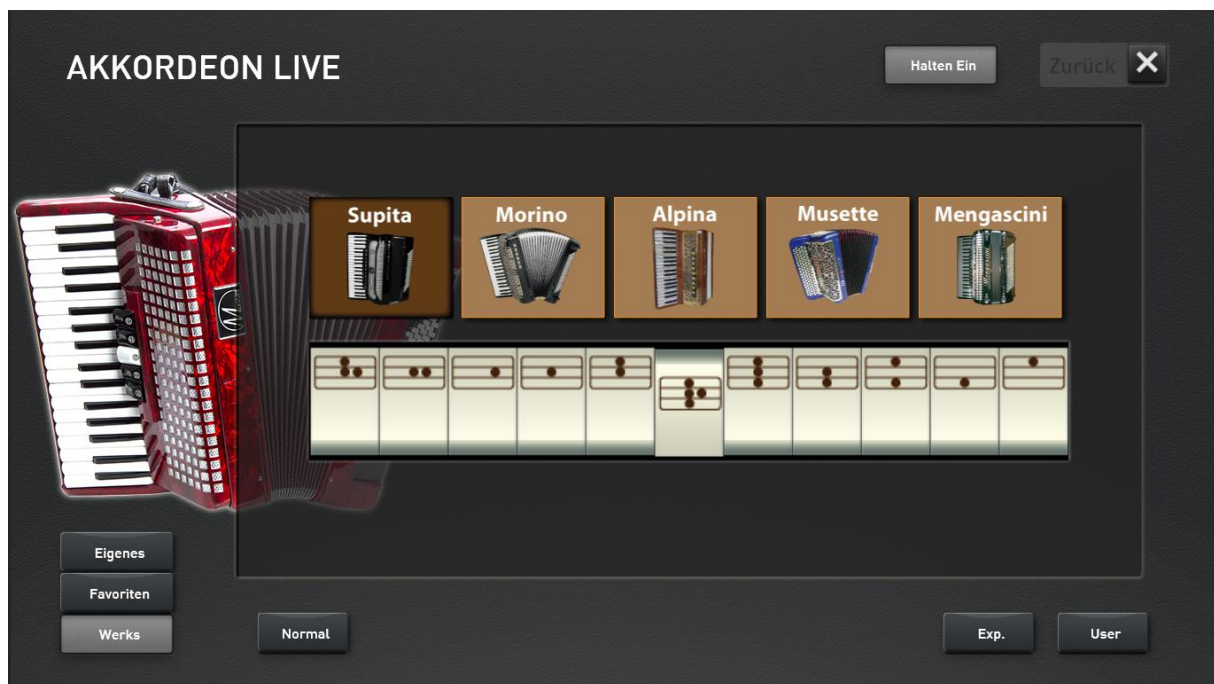
You can now also control the overall tuning of OAX instruments under General Settings.

In contrast to the standard tuning of A = 440Hz, a control range of 414.8 to 466.8 Hz is available. This corresponds to approx. +/- one semitone (50 cents).



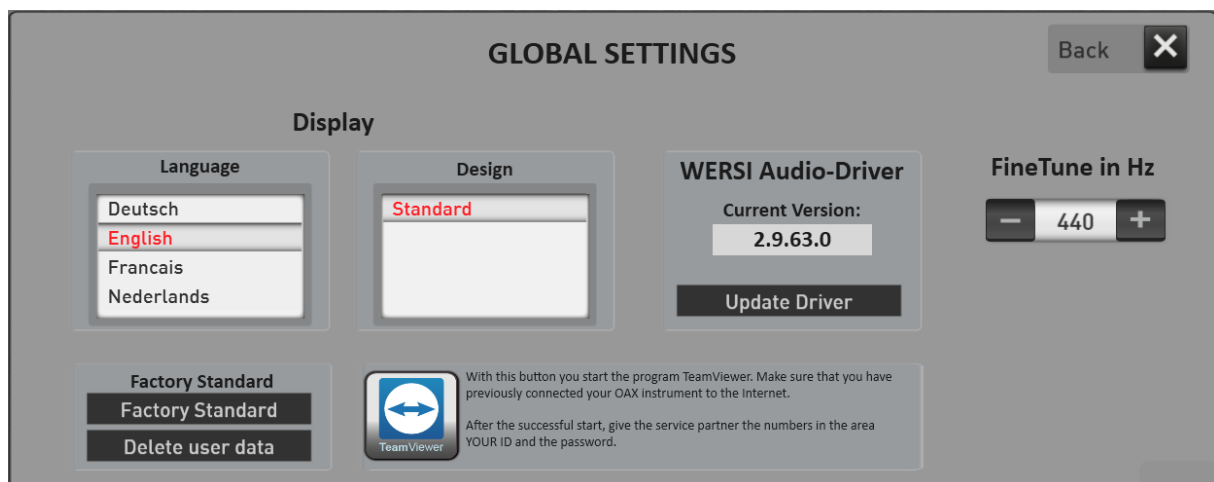
Improvement of the timbres in the accordion live

The foot positions, beats and stereo distribution of all accordion types have been newly calibrated. The result is a fuller sound with a great stereo effect.

**TeamViewer start directly from the OAX interface**


Our service staff can connect to your instrument via the Internet using the TeamViewer software program.

TeamViewer can now be started directly from the OAX interface in the SETTINGS and GENERAL SETTINGS area.



Harmony display

Even when playing MIDI sequences and audio files, the currently selected harmony is now displayed.



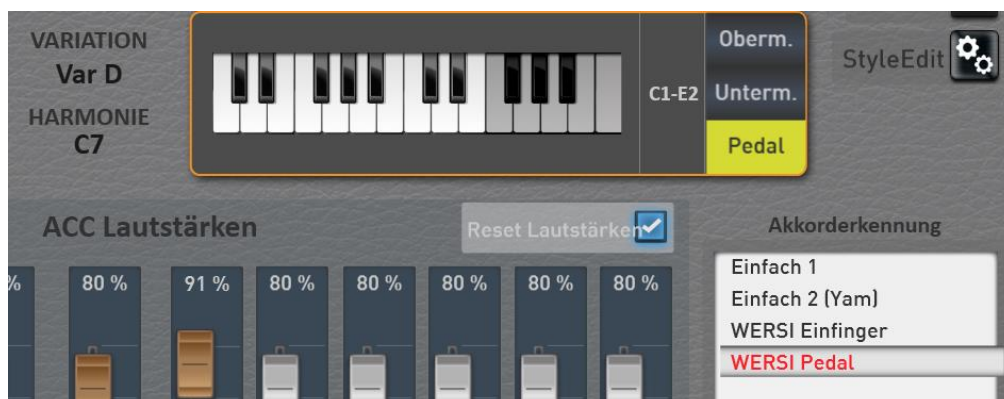
Transposing MIDI sequences

With the Transpose function, MIDI sequences can now also be transposed and saved again.



Harmony via pedal

As soon as the harmony detection is set to WERSI PEDAL, the two footswitches on the sill automatically receive the function Left -> Seventh and Right -> Minor.



Continue to fix bugs and improve performance.

Software-Version:	1.51-00	Release-Date:	01. Februar 2018
--------------------------	----------------	----------------------	-------------------------

Info: The version 1.51 is an intermediate version in which we have optimized structural areas in the "inside" of the OAX software. If version 1.50 is already installed, only the EXE file is needed.

News

Total Preset Live Settings

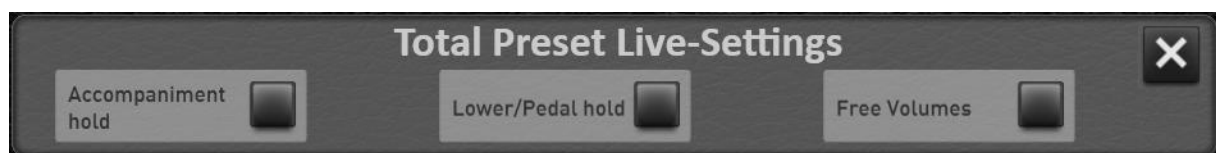
The term Total Preset Live Settings has three features that can help you work with Total Presets.

ATTENTION: As the name implies, these are live settings that have to be reactivated after switching the instrument off.

You can reach the "Total Preset Live Settings" display by briefly pressing the "TOTAL PRESETS" heading.



The following display appears:



Operating Instructions Chapter 9.2 "Total Preset Live Settings"

Conversion start / stop for styles, AUDIO and MIDI

Styles, MIDI sequences and AUDIO files sometimes failed to start and stop. This area has been debugged and the interface has been rebuilt to allow preloading of files.



In the above example, the Style "8 Beat 3" is currently playing and the MIDI sequence "Stayin 'alive - Bee Gees" is preloaded. After the style is stopped or ended with an ending, the MIDI sequence is loaded and can be started immediately with Start / Stop.

Note: Of course, there is no preloading of styles, as styles always move to the next measure.

Software-Version:	1.50-03	Release-Date:	06. November 2017
--------------------------	----------------	----------------------	--------------------------

Version 1.50-03: Internal improvements and bug fixes

Optimization of the accompaniment

Comprehensive changes were made to the harmony implementation in the style accompaniment. The harmonic changes now sound much more gentle.

Extensive changes in the style accompaniment and tone generation were necessary.



You do not need to set anything else since the styles have already been modified.

Note: If you have modified and imported Styles, for example, imported from the TYROS 2, you must import them again or change the tracks manually to the new system.

Something else: Since OAS Software 7, the previous sound engine has been used by an American company and filled with our WERSI sounds. A few months ago, the sound engine was bought and we can now optimize and further develop the WERSI sound engine for the OAX-System. One of the first results is the new optimization of the accompaniment system.

Drums with multi-stage samples

All drumsets and drum samples have been reworked. Here, multi-stage samples per drum sound are now also widely used.



Brush samples by Simon Phillips

We could win Simon Phillips for the brush drum sounds. He became known as drummer of the band Toto. His other references include Asia, Jeff Beck, Peter Gabriel, Mick Jagger, Judas Priest, Gary Moore, Mike Oldfield, Joe Satriani and The Who.

So play in your OAX with sound colors of a world star.

Grand Piano 1a
Grand Piano 1b
Grand Piano 1 Closed
HonkyTonk 1

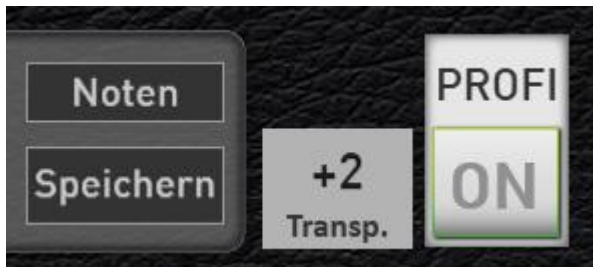
Expansion of Grand Piano sounds

The Grand Piano sounds have been extended with further Velocity steps and now the sound is even more realistic.

Grand Piano 1 Octave
Grand Piano 1 + Strings
GP 1 + Solo Strings

Volume indicator in the display

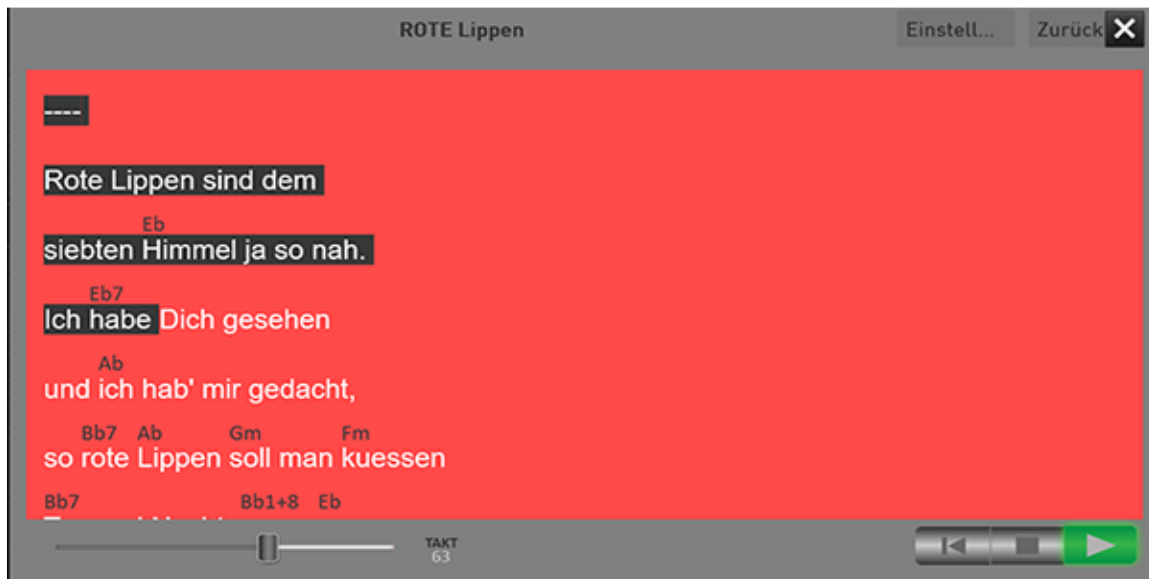
In order to have a direct view of the volume of the individual selectors, you can now view them directly under each selector.

**Transposer in the display**

The current transposer value is now shown in the display.

Karaoke display for MIDI sequences

If a MIDI sequence with text or harmonics is stored, these can be displayed on the screen.



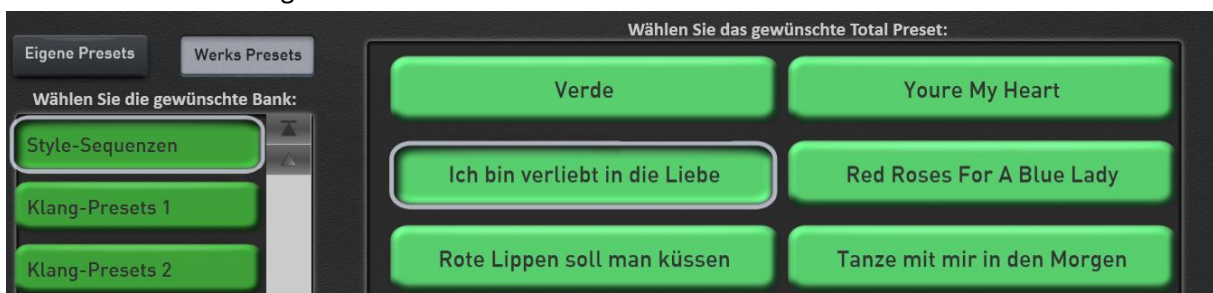
Tip: The karaoke window can be moved freely and freely resize. If you have a second screen connected, you can also move the karaoke window to the second screen.

If you own an iPad or Android tablet, you can also use the XDisplay (paid) add-on program and a USB cable that matches the tablet, and move the karaoke window on the tablet. If you have any questions, please contact your WERSI partner.

Style sequencer

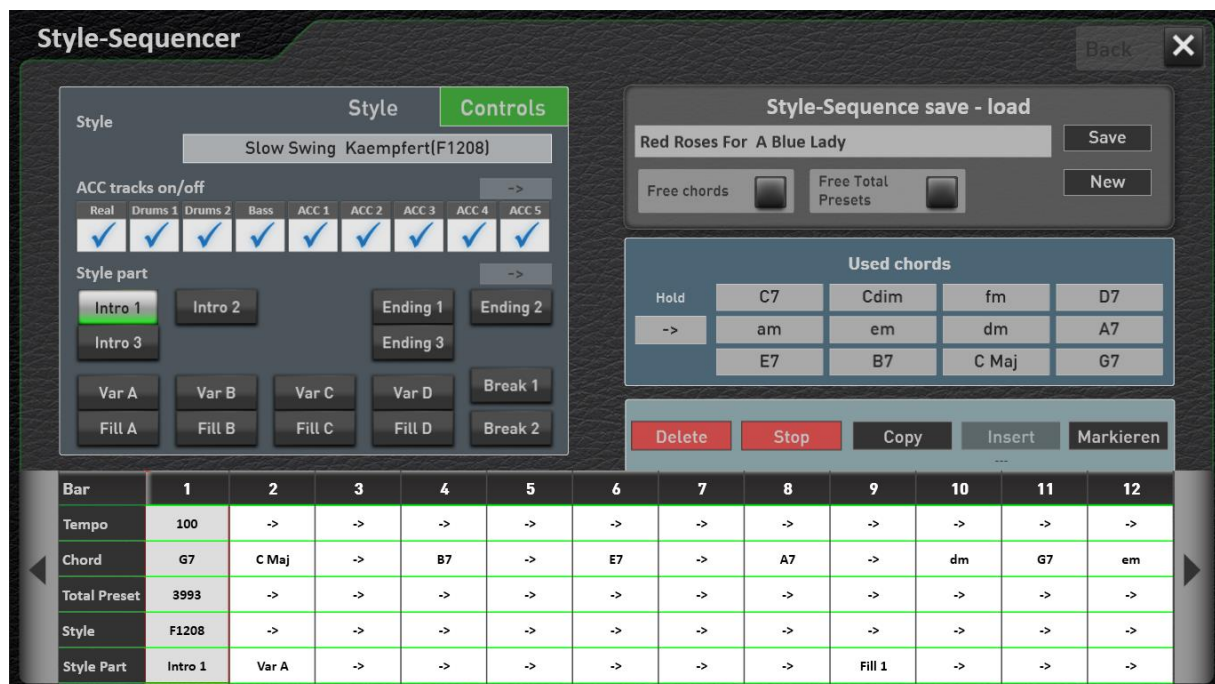
With the new Style sequencer, you can specify the complete sequence of a musical track in advance. Automatically, the harmonies for the musical title are changed, fill ins, breaks, variations and total presets change as by ghost hand.

For you to get started immediately, some music titles have already been entered. You can find these finished style sequences from Total Presets 181 in the Bank Style sequences in the Factory area. For these six demo songs are also notes available.



Choose for example the Preset 183 "Ich bin verliebt in die Liebe" (I am in love with love) and open the memorized sheet of music. Start the song and play notes. The input of the harmonies for the automatic accompaniment and the selection of new sound colors happens automatically. You will be amazed!

For instructions in the programming manual, please refer to chapter 2.2 “Style Sequencer”.




Notes can be moved to a second display

Like the karaoke display, the notes can now be moved to a second display. You can also use this second display vertically, so that an entire sheet of music can be displayed

WERSI recommends using the xDisplay program, which has been released for Android and iOS. This allows you to use an existing Apple or Android tablet. For further information, please visit our download page.

Of course, a second screen can also be used over free VGA or HDMI connections.



Additional adjustments

1. Delete read-only MIDI, audio and style files now possible
2. MIDI sequences automatically return to the beginning at the end
3. New function to return the instrument to the factory state.

Software-Version:	1.45-02	Release-Date:	05. April 2017
-------------------	---------	---------------	----------------

Feature enhancements from the previous version:

- **Adjustments for the new OAX1 keyboard**
- **Integration StylePaket ABBA**
Programmed by Robert Bartha

ABBA was one of the most commercially successful music groups worldwide. But even more than 30 years after their separation - without further performances and new songs - the music still has a high popularity. For the OAX system Robert Bartha has created a StylePackage with styles for the number one hits Dancing Queen, Mamma Mia, Super Trouper, The Winner Takes It All, Waterloo and Gimme Gimme Gimme. There are four STS presets stored for each style. The package can be activated for € 99, -. Ask your WERSI-Partner.
- **Error corrections**

Style Orgel Waltz Break 1 was destroyed
Style Schlager Espania with minor seventh no bass
Style 8 Beat Jonathan Variation D stops after two bars
Further error correction within the software

1.45-01

Footpedal OAX1

1.45-02

Delete Total Presets

Switch between the harmony recognitions

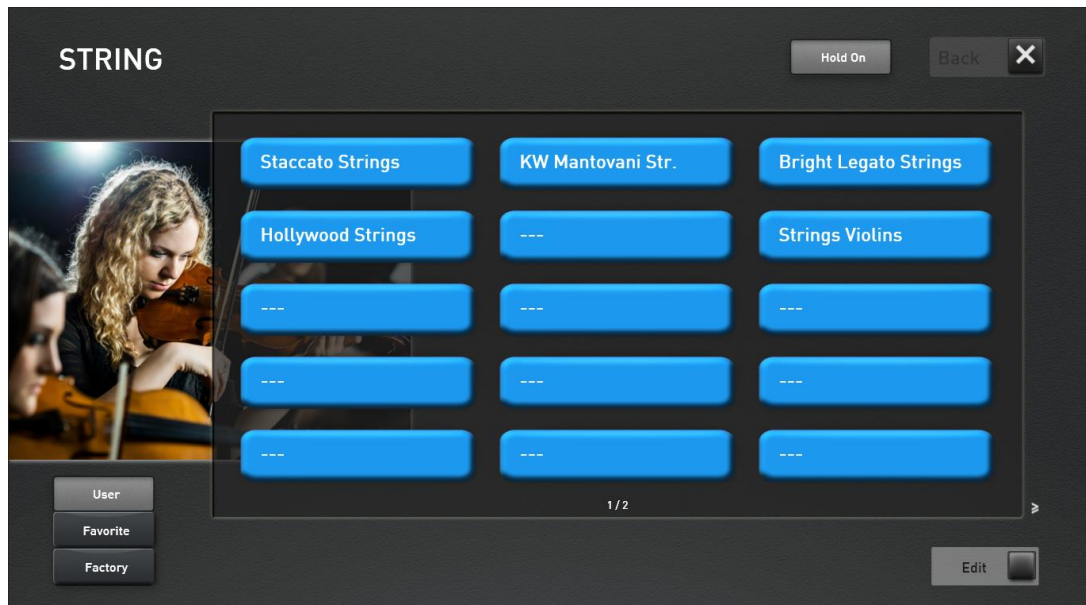


Software-Version:	1.40-00	Release-Date:	19. December 2016
-------------------	---------	---------------	-------------------

Feature enhancements from the previous version:

- **Own mapping for sounds and styles**

With the new mapping function you have the possibility to put the most used sounds and styles in your own mapping. Each sound and accompaniment button has up to 15 separate levels.

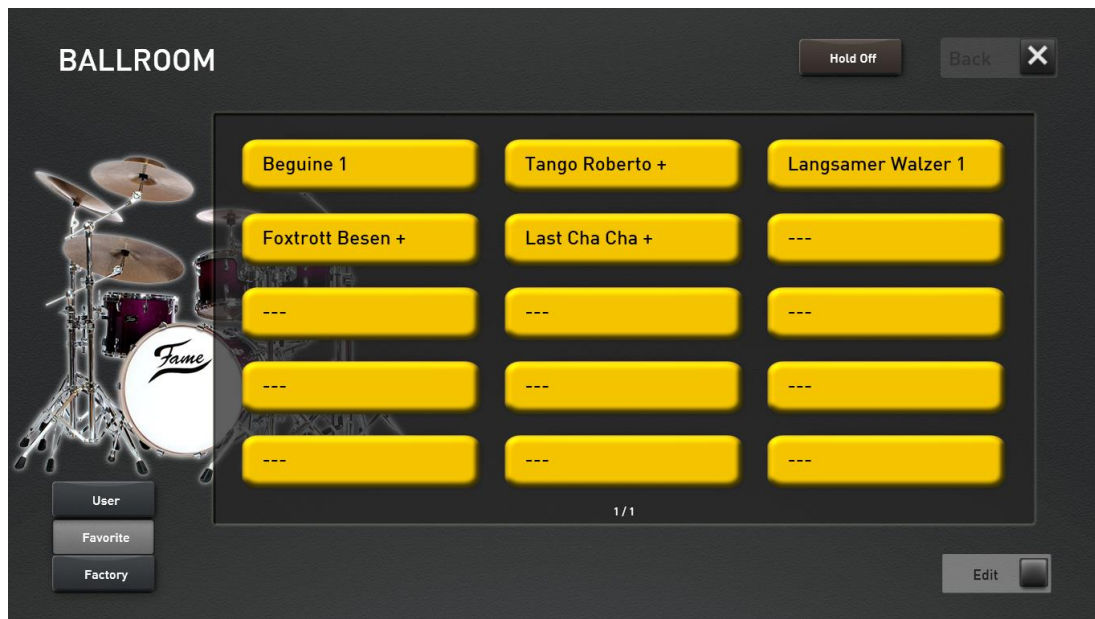


- **Direct select for sounds and accompaniment**

The direct select function let you set whether a sound or accompaniment is selected directly when you press a sound or accompaniment button

- **Favorites for sounds and accompaniments**

Your OAX system remembers from the Version 1.40, which sounds and accompaniments you use most frequently. There is a favorite list for each sound and accompaniment button.



- **New drum sounds**

For the new version V1.40, over 90% of existing drum sounds have been replaced with new samples.

400 new drums samples are used, which have been recorded extensively in a Cologne recording studio. There are now 14 new drumsets available:

Note: In the case of such extensive changes, of course, the volume ratios also change. So it is possible that you may have to adapt your own total presets to the new conditions.

Standard Kit 1
Standard Kit 2
Acoustic Kit
Room Kit
Power Kit 1
Power Kit 2
Rock Kit
Electro Kit
Analog Kit
Dance Kit
Studio Kit
Jazz Kit
Hit Kit
Brush Kit

- **New guitars, basses and other modified sounds are used in the automatic accompaniment area.**

- **Complete revision of internal styles**

Because of the new drum sounds, all factory styles have been adapted and revised.

- **Integration of James Last styles, sounds and total presets**

The James Last package from the OAS series has been adapted into the OAX system. Here are the styles, sounds, total presets and effects:



The 20 styles can be found on the Style button Film & Show in the subgroup JL and in the Style list in the places 2209 to 2228.

Klangname	MIDI-PRG
Alt-Sax Down JL	103-000-019
Streicher 2 JL	103-000-020
Live Strato short Acc. JL	103-000-021
Solo-Tenor JL	103-000-022
Streicher 1 JL	103-000-023
Live Les Paul Wah Acc. JL	103-000-024
Monsterbreath JL	103-000-025
Chor Dow JL	103-000-026
Synthedrum JL	103-000-027
Trompete weich JL	103-000-028
Trompeten weich JL	103-000-029
Trompete Solo JL	103-000-030
Trompeten Duo Up JL	103-000-031
Posaunen Down JL	103-000-032
Streicher Pizz. JL	103-000-033
Duett JL	103-000-034
Biscaya Bandoneon JL	103-000-036
Trompeten Duo Down JL	103-000-037
Posaunen Up JL	103-000-038

The 43 sounds are mapped to the corresponding sound buttons and marked with JL. In the sound list, you will find the sounds in the bank 103.

The 40 total presets can be found in the memory locations 141 to 180 or in the banks "JL Presets 1 to 4".



The James Last sound effects can be found in the SoundEffects presets 11, 12 and 13. These are automatically selected with the James Last presets.

- **6 new Udo Jürgens Styles**

Robert Bartha has programmed 6 new Udo Jürgens styles for you. The styles can be found on the Style button Film & Show in the subgroup UJ and in the Style list in the places 2229 to 2234.



For each style, Robert Bartha has stored four total presets, which can be accessed via the STS (Sound To Style) buttons.

- **Further adjustments and bug fixes**
- **Presets adapted for the PERGAMON OAX1000**

Software-Version:	1.30-00	Release-Date:	24. September 2016
--------------------------	----------------	----------------------	---------------------------

Feature enhancements from the previous version:

- **Activation**

Expansion packs are now available for the OAX-System. Information on how to activate expansion packs can be found in chapter 11 of the manual.



- **Two score packs with 200 scores each are available**

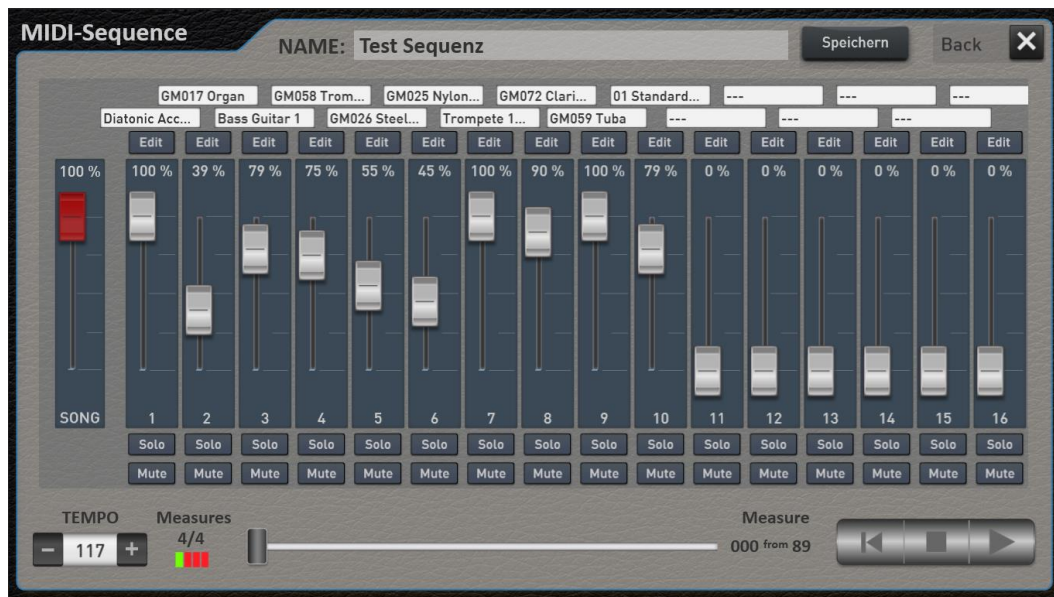
The first two activations for the OAX-System are now available:

1. Score pack 1 with 200 songs from German Folk music
2. Score pack 2 with 200 songs from German Oldies and Folk music

You can find a list of the contents on our homepage.


- **Edit MIDI Sequences**

You can change the tone and the relevant effect depth of the MIDI sequence and then resave the sequence at the end.



- Data Backup**

With these two functions you can create and load backups



- New VST Host**

The VST Host has been visually redesigned and is now very easy to operate. If you wish to integrate your own VST Plug-ins, you can get started very comfortably.



- **3 x Tones of a ELKA-Bass Pedal SGP150**

Due to a fortunate coincidence, we were able to sample a legendary ELKA Bass pedal with its very own sound generator. The three tones SGP150 Pedal Bass, SGP150 Bass guitar and SGP150 String bass can be found under the tone buttons Guitar/Bass on the first mapping in the lowest row. A message for all Bass pedal players: an absolute must try!



- **Portamento Sounds**

Popular from the OAS System, the PORTAMENTO sound pack has also been activated for the OAX System. The tones are mapped to the relevant tone buttons.

- **Breaks configurable as Fills**

The two breaks can also be set as a fill. You will find these settings under MIXER - STYLE SETTINGS

The adjusted values are stored with in a total preset when accompaniment is also saved.

Software-Version:	1.20-00	Release-Date:	21. März 2016
-------------------	---------	---------------	---------------

Feature enhancements from the previous version:

- New drawbar module OX7II brings WERSI drawbars sound on your SONIC**

The development department has now transferred the famous WERSI Drawbar Sound of OX7 on current instruments. What was integrated into the old instruments as a DSP hardware, has now been transferred to a software module.



- New user interface for VB3 drawbars**

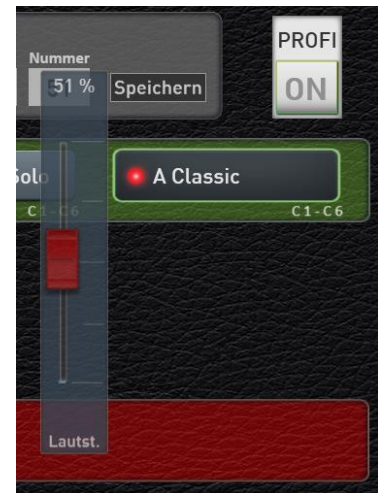
The VB3 drawbars can be conveniently controlled via a surface now.



- New Sounds**

In version V1.20 are over 120 new sounds and 34 new sound effects. You will find also some nostalgic sounds from the Wunderlich-time. See the list of new sounds below. All new sounds s are mapped to the appropriate sound button.

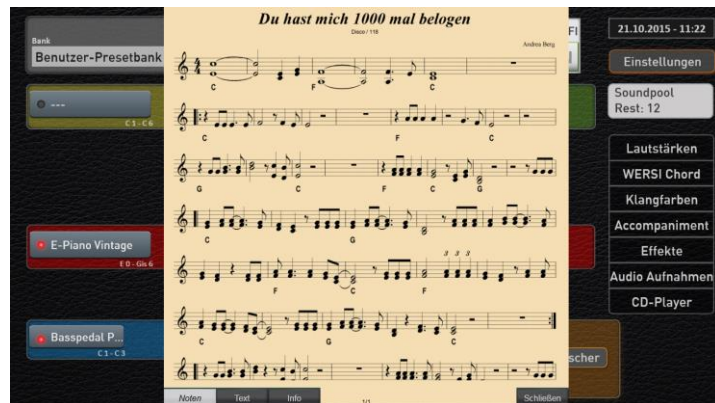
- Each selector can now be set directly the volume. Simply press on the right side of a selector and a volume control appears for a few seconds.



- Move the lists by using the data wheel.
- The manual has been divided into the two parts operation and programming.
- The display language has been extended to the Dutch language.
- The LED s of manual preset buttons are now illuminated and show the current preset in the selected bank.
- The STS-presets have been hidden from the list of factory presets and Total are only accessible via the corresponding Styles.
- Introduction of MIDI Out sounds allow you to integrate external sounds from connected expanders (MIDI Out 1, MIDI Out 2 or MIDI USB) in your OAX system.
- Other bug fixes and adjustments

Software-Version:	1.10-00	Release-Date:	11. November 2015
--------------------------	----------------	----------------------	--------------------------

Feature enhancements from the previous version:



- **Sheet Music in the display**

Sheet music and related texts can now be displayed. More than 50 titles have already been integrated by the factory. More music will soon be sold as grade packages. The customer can also integrate their own notes. The individual pages of music must be present in an image format such as PNG or JPG. See operating instructions Chapter 12.3. Check out the new function with the new Demo factory presets 131 to 140.

- **CD-Player**

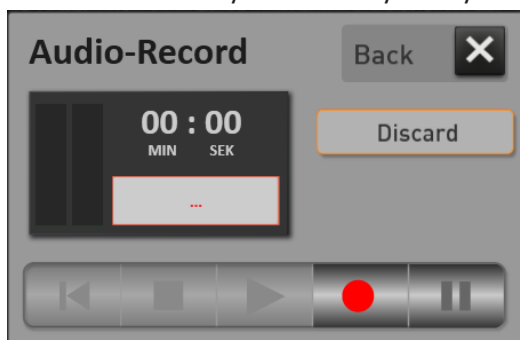
You can play "normal" music CDs via the CD player.



See operating instructions Chapter 8.9.

- **Audio Record**

With this function you can easily save your playing as digital recording.



See operating instructions Chapter 8.10.

- **New surfaces for Input and output mixer**

The previously integrated mixer has been provided with a new surface.

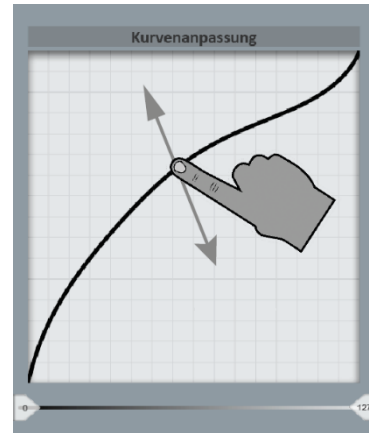


See operating instructions Chapter 11.

Software-Version:	1.05-00	Release-Date:	14. September 2015
--------------------------	----------------	----------------------	---------------------------

Feature enhancements from the previous version:

- Software adjustments for the new model OAX500
- Profi Manual Controls (only the EASY Controls were previously unlocked)
With the Profi Manual controller you can make a lot of new settings for each selector. This includes:
 - Six SOUND CONTROLS for each sound
 - Curves for Dynamic (Velocity), Expression Pedal, Volume and Modulations Wheel
 - And more
- Profi Accompaniment Controls (Only the EASY Controls were previously unlocked)
With the new professional ACC Controls you can operate more functions than about the EASY ACC Controls. This includes:
 - freely adjustable range of chord recognition independent of the selectors on Upper, lower manual or pedal
 - Curves for expression pedal on Accompaniment, Drums, Realdrums and Multimedia
 - And more
- New Vocal sounds
 - Aah Vocal 1, Aah Vocal 2, Aah Vocal Mixed 1, Aah Vocal Mixed 2, Aah Vocal Mono
- Gradual introduction of the function STS -> Sound to Style. Four presets are stored with every style that can get to the control panel buttons SOUND TO STYLES 1 to 4. For each Style button the styles of the first mapping are ready now. The other mappings come with the next software.
- Setting the footswitch functions
 - The foot switch can be configured with many different functions
 - saving possible in own footswitch presets
 - Direct storage in a Total Preset possible
- Adjusting the effects Reverb1, Reverb2, Chorus and Echo
 - Now you can set the effects quickly with the three panel buttons Reverbs, Delay and Chorus and save that in a Total Preset.
 - If you want to program your own effect programs, you can use the Effect programming in Profi Mode.
- Adjustments to the new MICROSOFT operating system WINDOWS 10



Software-Version:	1.04-00	Release-Date:	12. Mai 2015
--------------------------	----------------	----------------------	---------------------

Feature enhancements from the previous version:

- Total presets can be selectetd via a number field
 - Includes preset delete, change preset name, change bank name
 - Import and Export Total Presets
- MIDI-Player activated
- Audio-player activated
- Accompaniment list in PROFI Mode can be selected
- Own Styles, MIDI sequences and audio tracks can be imported
- Soundlist in the PROFI Mode can be selected
- Play MIDI sequences and audio files directly from a USB stick
- Extended system languages with French
- The church organ plugin **HAUPTWERK** can be used. For more information on pricing, contact WERSI MUSIC STORE or your dealer.
- Advanced Styles: Kölle am Dom Ballad, Viva Flamenco
- There is a complete new style editor.
- LM Hold function activated
- The active selector is now highlighted more clearly.
- The software history can be called up under **Settings** on page 2 with the Icon **Software History**.

Bugfixes:

- Style „Happy Schlager“ working again
- Style „Samba Brasil +“ adjusted sound assignment
- Some revised Total Presets
- Internal adjustments

Software-Version:	1.02-08	Release date:	04. Februar 2015
--------------------------	----------------	----------------------	-------------------------

Feature enhancements from the previous version:

- New function „Effect-Sounds“ with over 150 Sounds
- Saving Total Presets
 - Six options -> Sounds, Accompaniment, Effect-Sounds, Footswitches, Tempo, Transpose
- New on-screen keyboard
- New Sounds
 - Basspedal, Basspedal Guitar
 - Solina Strings
 - Timpanies
- 19 new styles

Rock	Summer Slow Rock; Good Time Boogie
Ballad	Ballade 3
Ballroom	Liebeswalzer, Modern Cha Cha
Entertainer	Schlager Dance, Schlager Espania, Schlager Ballad, Schlager Rumba, Happy Beat, Happy Foxtrott, Happy Schlager, Tropical Fruits
Swing/Big Band	Swing Shuffle, All Time Swing, Let's Swing, Swing'n Snap & Brush
Latin	Samba Ole, Modern Bossa

- Further bug fixes and optimizations
- The manual can be called up under **Settings** on page 2 with the Icon **Tutorials**.

Important notes:

1. You get a multi-site, when you drag a page with two fingers less.
2. To view a page larger again, tap once on the desired page.
3. To close the view of the manual and return to SONIC again, pull once with a finger from the top to the bottom of the screen.

